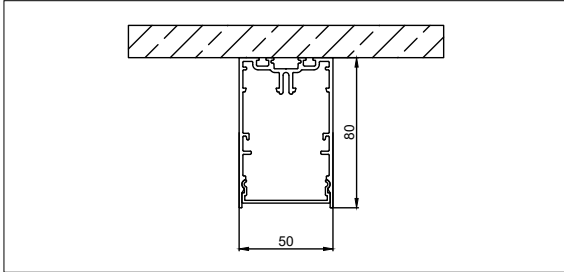


Date
Customer
Project
Type

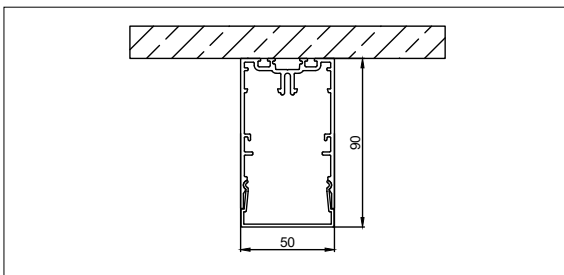
SLD50 Surface

SLD50 is a profile family with a lot of versatility, style and the technology to match. Let it take the center stage of your healthcare, office and residential projects. Refine the look with anodised colours. Add even more functionality with an adjustable accent light, Eyeball. A tunable white solution allows execution of Human Centric Lighting concepts.





SLD50 POLY IN



SLD50 POLY OUT

Base Profile

Dimensions	80mm x 50mm (h x w)
Base thickness	1.5mm
Mounting	Ceiling
Indoor/Outdoor	Indoor
Finish	Anodised: aluminium Brushed anodised: bronze, champagne, silver bronze Fine structured scratch resistant powder coating: black, white
IP rating	IP20
Glow Wire Test	960°
CRI	90+
Warranty	5 years

Profile Cover

Finish	Anodised: aluminium Brushed anodised: bronze, champagne, silver bronze Fine structured scratch resistant powder coating: black, white
--------	---

Diffusor

Type	Polycarbonate (poly in & poly out) Prismatic polycarbonate (poly in)
------	---

Lighting Modules

Linear Lighting module

LED type	High power LED line
Colour temperature	2700K, 3000K, 4000K, 2700K-6500K tunable white
Dimming	Non-dimmable, Dali/Pushdim Available in preset dimmed version 50%


Spot Lighting module

LED type	LED Array
Adjustability	h 360° v -30°/+30°
Beam angle	Medium (25°), Flood (40°)
Colour temperature	2700K, 3000K, 4000K
Dimming	Trailing edge, 1-10V, Dali/Pushdim

Finish Information



aluminium
(anodised)



bronze
(brushed anodised)




champagne
(brushed anodised)



silver bronze
(brushed anodised)

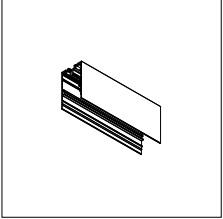


black structure
(powder coating)



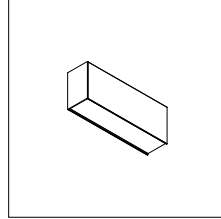
white structure
(powder coating)

Base Profile



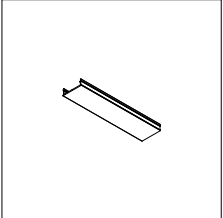
- 93560005** SLD50 PROFILE ALU/M
- 93560118** SLD50 PROFILE ANO BRONZE/M
- 93560041** SLD50 PROFILE CHAMPAGNE/M
- 93560106** SLD50 PROFILE ANO SILVER BRONZE/M
- 93560032** SLD50 PROFILE BLACK STRUC/M
- 93560009** SLD50 PROFILE WHITE STRUC/M

Endplate

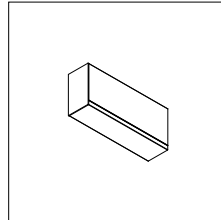


- 93560305** SLD50 ENDPLATE POLY IN ALU
- 93560318** SLD50 ENDPLATE POLY IN ANO BRONZE
- 93560341** SLD50 ENDPLATE POLY IN CHAMPAGNE
- 93560306** SLD50 ENDPLATE POLY IN ANO SILVER BRONZE
- 93560332** SLD50 ENDPLATE POLY IN BLACK STRUC
- 93560309** SLD50 ENDPLATE POLY IN WHITE STRUC

Profile Cover




- 93560205** SLD50 COVER ALU/M
- 93560218** SLD50 COVER ANO BRONZE/M
- 93560241** SLD50 COVER CHAMPAGNE/M
- 93560206** SLD50 COVER ANO SILVER BRONZE/M
- 93560232** SLD50 COVER BLACK STRUC/M
- 93560209** SLD50 COVER WHITE STRUC/M



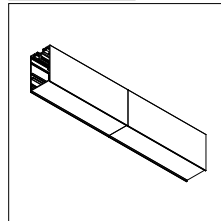
- 93560505** SLD50 ENDPLATE POLY OUT ALU
- 93560518** SLD50 ENDPLATE POLY OUT ANO BRONZE
- 93560541** SLD50 ENDPLATE POLY OUT CHAMPAGNE
- 93560506** SLD50 ENDPLATE POLY OUT ANO SILVER BRONZE
- 93560532** SLD50 ENDPLATE POLY OUT BLACK STRUC
- 93560509** SLD50 ENDPLATE POLY OUT WHITE STRUC

Diffusor

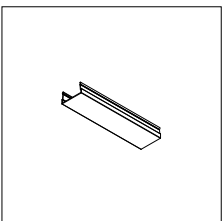


- 93560000** SLD50 POLY IN/M
- 93560200** SLD50 PRISMATIC POLY IN/M

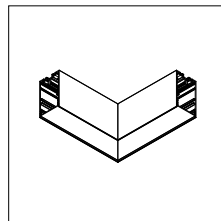
Connection



- 93560052** SLD50 CONNECTION 180° 3-5P
- 93560058** SLD50 CONNECTION 180° 6-9P

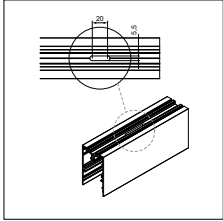


- 93560100** SLD50 POLY OUT/M



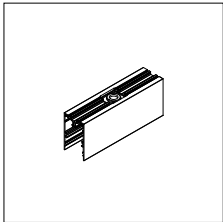
- 93560053** SLD50 CONNECTION 90° 3-5P
- 93560059** SLD50 CONNECTION 90° 6-9P

Fixation / Mounting



93000999 SURFACE FIXATION HOLE

Electrical Supply

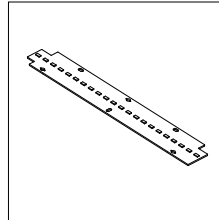


93560054 SLD50 HOLE FOR POWER SUPPLY 3-5P

93560055 SLD50 HOLE FOR POWER SUPPLY 6-9P

Supplements

- 93000101** RAL SET UP CHARGE
- 93560150** SLD50 RAL SUPPL. PROFILE/M
- 93560152** SLD50 RAL SUPPL. COVER/M
- 93560151** SLD50 RAL SUPPL. ENDPLATE
- 93002000** SUPPL. EXTRA CIRCUIT /M (2 STANDARD)



NON-DIM	-3-----
DALI/PUSHDIM	-8-----

Linear LED Fortimo LEDline

	2700K	3000K	4000K	2700K-6500K	Module length (mm)
2x	9X561002	9X561102	9X561202	-	560
3x	9X561003	9X561103	9X561203	98564303	840
4x	9X561004	9X561104	9X561204	98564304	1120
5x	9X561005	9X561105	9X561205	98564305	1400
6x	9X561006**	9X561106**	9X561206**	98564306	1680
7x	9X561007**	9X561107**	9X561207**	-	1960

Linear LED Fortimo LEDline Preset 50%

	2700K	3000K	4000K	Module length (mm)
3x	9X563003	9X563103	9X563203	840
4x	9X563004	9X563104	9X563204	1120
5x	9X563005	9X563105	9X563205	1400
6x	9X563006**	9X563106**	9X563206**	1680
7x	9X563007**	9X563107**	9X563207**	1960

Lamp type	MED POWER LED
Delivered lumens	1968lm/m (2700K) 1939lm/m (3000K) 2245lm/m (4000K) 2042lm/m (Tunable White @2700K) 2065lm/m (Tunable White @6500K)
Connected load*	29W/m (3000K) 28W/m (Tunable White @2700K) 25W/m (Tunable White @6500K)
Efficacy*	66lm/W (3000K) 73lm/W (Tunable White @2700K) 83lm/W (Tunable White @6500K)
UGR*	24
Binning	3SDCM
Lifetime	L80 B10 @50000hrs.

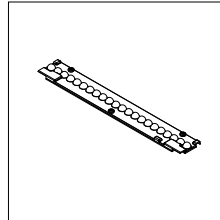
* values for poly in

Lamp type	MED POWER LED
Delivered lumens	1197lm/m (2700K) 1170lm/m (3000K) 1365lm/m (4000K)
Connected load*	17W/m
Efficacy*	69lm/W
UGR*	23
Binning	3SDCM
Lifetime	L80 B10 @50000hrs.

* values for poly in @3000K

SUPPLEMENTS

**93551011 PROFILE EMERGENCY PACK 3H



NON-DIM	-3-----
DALI/PUSHDIM	-8-----

Linear LED Fortimo LEDline + lens 50°

Lamp type	MED POWER LED
Delivered lumens	2657lm/m (2700K) 2598lm/m (3000K) 3030lm/m (4000K)
Connected load*	29W/m
Efficacy*	90lm/W
UGR*	15
Binning	3SDCM
Lifetime	L80 B10 @50000hrs.
Remark	Combine with a prismatic poly clear to create an office compliant solution

	2700K	3000K	4000K	Module length (mm)
2x	9X564002	9X564102	9X564202	560
3x	9X564003	9X564103	9X564203	840
4x	9X564004	9X564104	9X564204	1120
5x	9X564005	9X564105	9X564205	1400
6x	9X564006**	9X564106**	9X564206**	1680
7x	9X564007**	9X564107**	9X564207**	1960

* values for lens 50° prismatic @3000K

Linear LED Fortimo LEDline Preset 50% + lens 50°

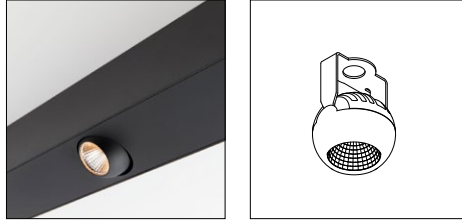
Lamp type	MED POWER LED
Delivered lumens	1616lm/m (2700K) 1579lm/m (3000K) 1842lm/m (4000K)
Connected load*	17W/m
Efficacy*	93lm/W
UGR*	13
Binning	3SDCM
Lifetime	L80 B10 @50000hrs.
Remark	Combine with a prismatic poly clear to create an office compliant solution

	2700K	3000K	4000K	Module length (mm)
3x	9X563303	9X563403	9X563403	840
4x	9X563304	9X563404	9X563404	1120
5x	9X563305	9X563405	9X563405	1400
6x	9X563306**	9X563406**	9X563406**	1680
7x	9X563307**	9X563407**	9X563507**	1960

* values for lens 50° prismatic @3000K

SUPPLEMENTS

**93551011 PROFILE EMERGENCY PACK 3H



Eyeball 1x

Lamp type	1x LED ARRAY
Adjustability	h 360° v -30°/+30°
Delivered lumens	523lm (2700K) 544lm (3000K) 595lm (4000K)
Connected load*	7.5W
Binning	3SDCM
Lifetime	L80 B20 @50000hrs.
Remark	Order LED driver separately Only in combination with 'cover'

	2700K		3000K		4000K		Module length (mm)
	25°	40°	25°	40°	25°	40°	
black struc	93567032	93567332	93567132	93567432	93567232	93567532	60
white struc	93567009	93567309	93567109	93567409	93567209	93567509	60

* values for 25° white struc @3000K - driver incl.

DRIVERS		Module length
93567000	LED gear for eyeball 350mA 18W	150mm
96567000	LED gear for eyeball 350mA 15W 1-10V/pushdim	150mm
98567000	LED gear for eyeball 350mA 15W dali	150mm
97567000	LED gear for eyeball 350mA 40W 1-10V/pushdim/dali	335mm