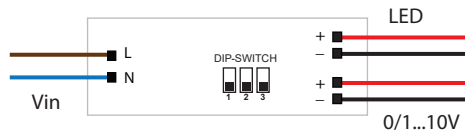


# LED Gear 350mA-700mA 12W 1-10V

12409130

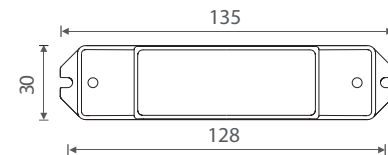

## 0/1...10V diagram



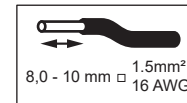
## Dip - switch

<b>350mA</b>	8.4W	10-24Vdc	ON OFF	1	2	3
<b>500mA</b>	12W	10-24Vdc	ON OFF	1	2	3
<b>700mA</b>	12W	10-17Vdc	ON OFF	1	2	3

## Dimensions



## Wiring



## Frequency

50...60 Hz

## AC Operation range

100 ÷ 240 V

## Power

1 ÷ 12 W

## Temperature

T<sub>c</sub> = 85°C

T<sub>a</sub> = -30...+50°C

## max. Efficiency

78%

## Maximum current output ripple

≤ 2%

## Reference Norms

EN61347-1

EN61347-2-13

EN55015

EN61000-3-2 Class C

IEC61000-3-3

EN61000-4-2,3,4,5,6,8,11

EN61547

IEEE 1789

## For serial connection, respect polarity!

