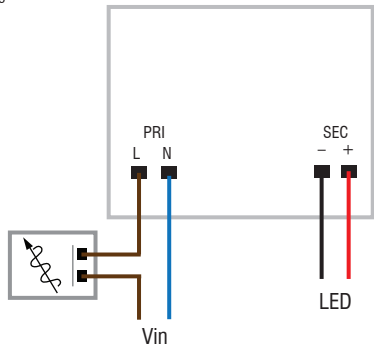


LED Gear 350mA 5-10W L+TRE

12404830

Diagram



350mA 10W 12-28Vdc

Operating Mode

- Regulating driver with "phase cut-off" dimmer IGBT, TRIAC
- AM dimming: compatible with Modular warmdim LED fixtures

Rated Voltage

220 ÷ 240 V

Frequency

50...60 Hz

AC Operation range

198 ÷ 264 V

Power

3 ÷ 10 W

Temperature

T_c = 70°C

T_a = -25...+45°C

Maximum current output ripple

≤ 20% ⁽¹⁾

Reference Norms

EN 50172 (VDE 0108)

EN 55015

EN 61000-3-2

EN 61000-3-3

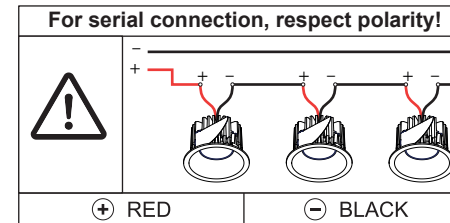

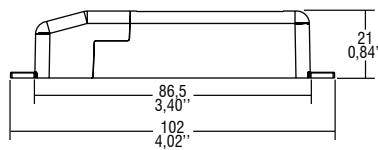
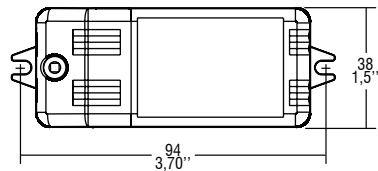
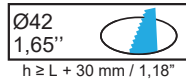
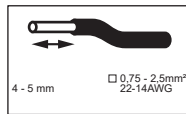
EN 61347-1

EN 61347-2-13

EN 61547

EN 62384

VDE 0710-T14



CAN BE USED WITH
 Fixtures:
 see driver matrix - latest version on website
www.supermodular.com or check sales contact

⁽¹⁾ Referred to V_m = 230V, 100% load

