

## Description

Miniaturized, configurable, fix and adjustable square recessed spot with COB LED technology. Available in 6 different fix designs: round in/out, square in/out and tapered in/out and 1 adjustable design. All can be combined with 4 types of frames: 1, 2, 3 or 4 units. Fix units are suitable for damp indoor areas as well as outdoor areas, protection class IP55. Adjustable unit only suitable for indoor use.

## Materials

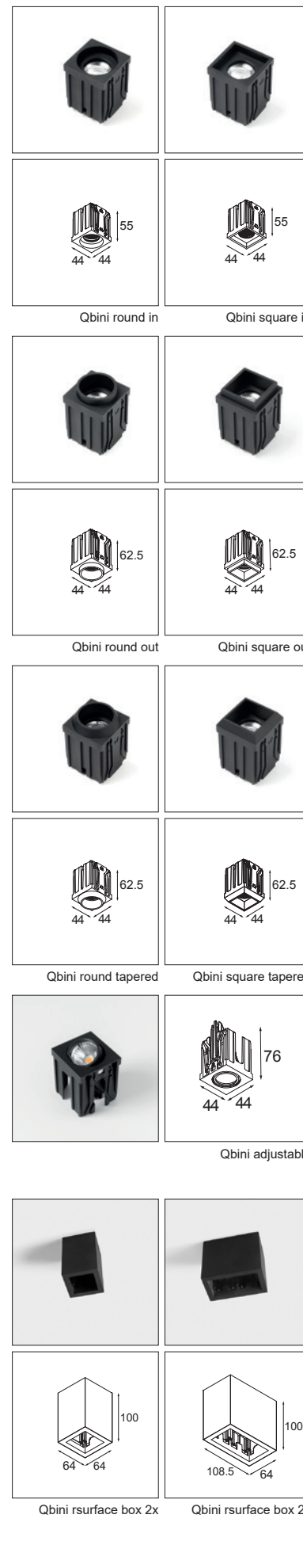
- Aluminium body finished in fine-textured scratch-resistant powder coating in matt white or matt black or in spraypaint gold
- Aluminium heatsink, anodised
- High-gloss aluminium reflector
- PMMA clear protection front
- EPDM O-rings (for fix version)
- Aluminium frontring finished in fine-textured scratch-resistant powder coating in matt white or matt black (only for adjustable version) or in spraypaint gold
- Aluminium frame finished in fine-textured scratch-resistant powder coating in matt white or matt black or in spraypaint gold
- Stainless steel leaf springs
- Glassfiber reinforced PBT snap in frame for retaining the aluminium body
- PBT front accessories

## Technical characteristics

- Dimensions:
  - Fix: 44x44 mm (LxB) x 55 mm (H)
  - Adjustable: 44x44 mm (LxB) x 78 mm (H)
- Reflectors: medium (25°) and flood (40°)
- COB high-power LED
- Colour temperature: 2700K, 3000K or 4000K. Also available in warm dim (1800K-3000K)
- CRI 90+
- 3 SDCM
- Luminaire output: 421lm (for 3000 K medium, @500mA)
- Luminaire efficiency: 91%
- Power consumption: 4.3W per LED unit (@500mA)
- UGR 18
- For connection to an electronic constant current LED driver: choose from driver matrix
- Warranty period: 5 years on LED lamps, 2 years on drivers
- Class 3
- Protection class:
  - Fix: IP55
  - Adjustable: IP20

## Installation

- LED units always to be installed with trimless or non trimless frame. The non trimless frames are installed in the recess hole by means of 2 leaf springs. After installation of the frames, the LED units are simply pushed in the frames by a simple click, no tools required.
- Recessed mounting in ceiling. Unit(s) must not be covered with insulation.
- Electrical connection: connection to LED driver via two splicing connectors (included with product)
- Recess dimensions:
  - 1L: 56x56 mm (LxB), H 75 mm
  - 2L: 101x56 mm (LxB), H 75 mm
  - 3L: 145x56 mm (LxB), H 75 mm
  - 4L: 190x56 mm (LxB), H 75 mm



## Accessories

Following accessories are all mounted on the front of the LED unit by means of a 'click', no tools needed:

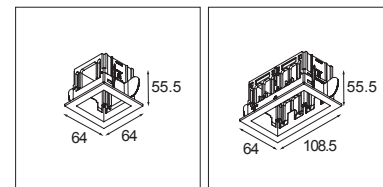

- Snoot for increased lighting comfort and reduced glare
- Crossblade increased lighting comfort and reduced glare
- Honeycomb increased lighting comfort and reduced glare

## Installation accessories

- Conbox and gypkit for installation in concrete and plastered ceilings
- Surface housing to accommodate 1 or 2 units; LED driver not included

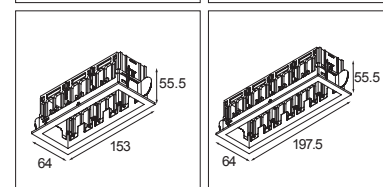

## Other accessories

- Blind cover for keeping space for a lighting unit or simply for aesthetical reasons



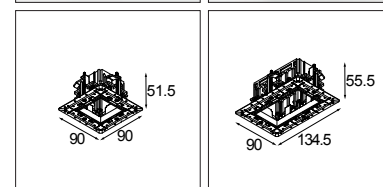

Qbini frame 1x

Qbini frame 2x



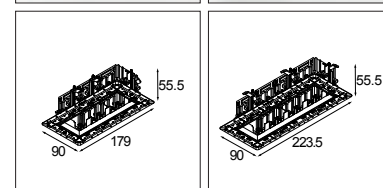

Qbini frame 3x

Qbini frame 4x



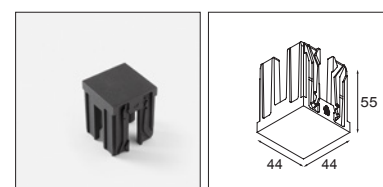
Qbini trimless frame 1x

Qbini trimless frame 2x



Qbini trimless frame 3x

Qbini trimless frame 4x



Qbini blind cover

## Standards and directives:

- 2006/95/EC - Low Voltage Directive
- 2004/108/EC - EMC Directive
- 2011/65/EU - RoHS Directive
- 2009/125/EC - Ecodesign Directive
- 245/2009/EC + 347/2010/EU - Ecodesign Directive
- 1194/2012/EU - Ecodesign Regulation
- EN 60598-1:2008 +A11:2009 - Luminaires. General requirements and tests
- EN 62471:2008 - Photobiological safety of LED lamps and lamp systems
- EN 62493: 2010 - Assessment of lighting equipment related to human exposure to electromagnetic fields
- EN 60598-2-2:2012 - Recessed luminaires
- EN 55015:2006 +A1:2007 +A2:2009 - Limits and methods of measurement of radio disturbance characteristics of electrical lighting and similar equipment
- EN 61000-3-2:2006 +A1,A2:2009 - Limits for harmonic current emissions (equipment input current  $\leq 16$  A per phase)
- EN 61000-3-3:2013 - Limitation of voltage changes, voltage fluctuations and flicker in public low-voltage supply systems, for equipment with rated current  $\leq 16$  A per phase and not subject to conditional connection
- EN 61547:2009 - EMC Immunity Requirements
- EN 50581:2012 - Technical documentation for the assessment of electrical and electronic products with respect to the restriction of hazardous substances