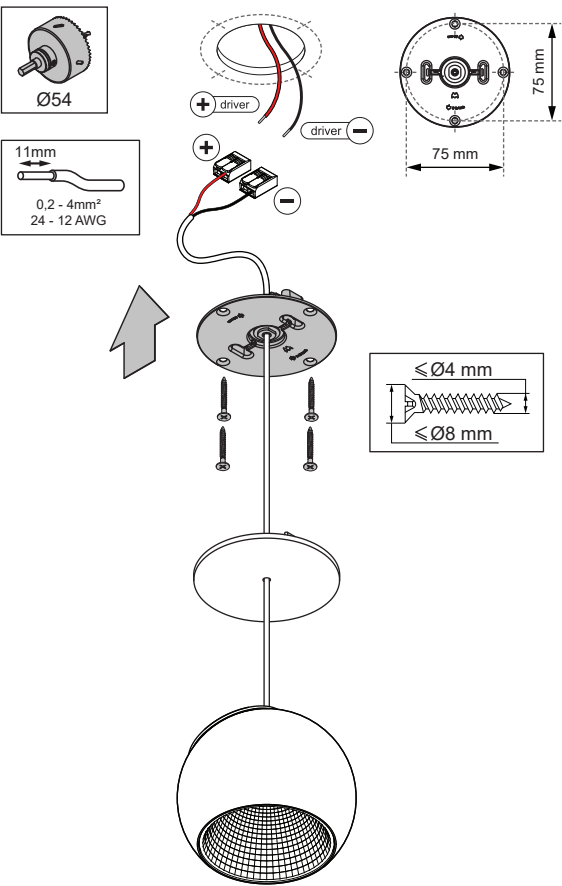
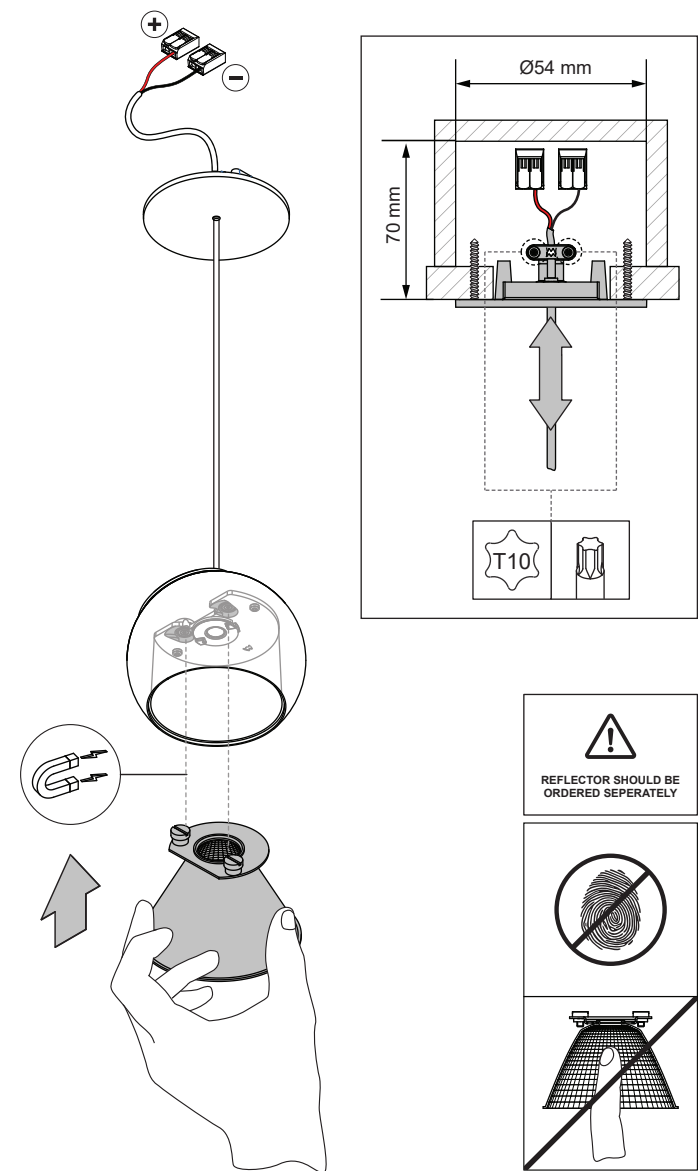
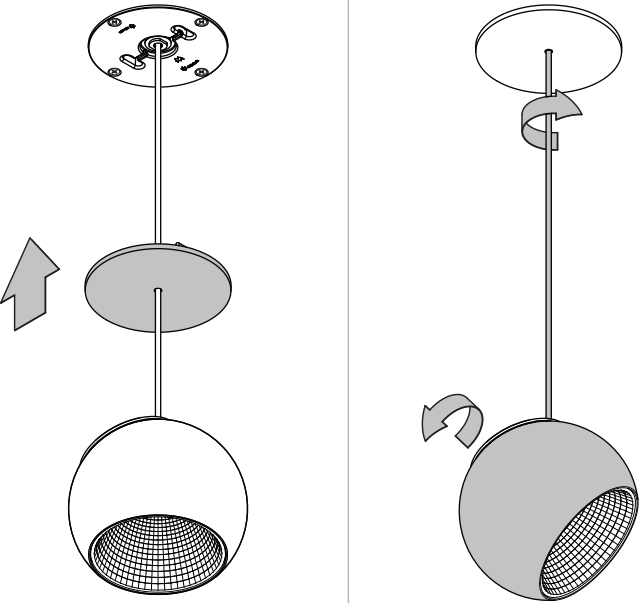


Marbul suspension adjustable LED warm dim GE

142392XX



WARM DIM			
Drive Current (mA)	Forward Voltage		Power (W)
	min (Vf)	max (Vf)	
350	30,6	37	11,8
For serial connection, respect polarity!			
⊕ RED		⊖ BLACK	



	LIGHT SOURCE - DO NOT TOUCH LED
	Touching the LED can result in permanent damage of the light source. The light source contained in this luminaire shall only be replaced by the manufacturer or his service agent or a similar qualified person.
	PREVENTING ELECTROSTATIC DAMAGE
	A discharge of static electricity may damage sensitive components. Always be properly grounded when touching leads or circuitry inside the luminaire. Use a wrist strap connected by a ground cord to the housing. Avoid touching the light sources with bare hands.

DRIVERS & ACCESSORIES	
For latest version of driver matrix and available accessories check www.supermodular.com or connect with your sales contact.	

