

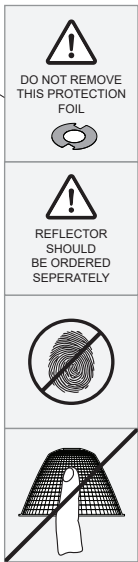

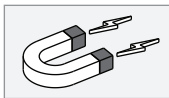
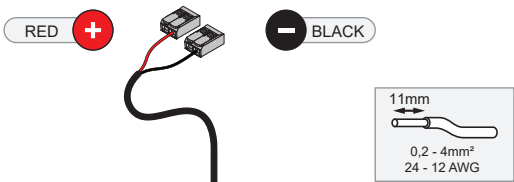
Marbul suspended LED warm dim for Kompas GE

142328XX

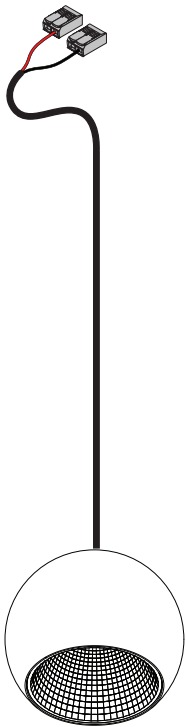


Fixture must be combined with “Kompas”  
Several DIM options & power options available.  
For more info & max amount of fixtures check installation instruction of Kompas:[www.supermodular.com](http://www.supermodular.com)

1



2



WARM DIM  
ELECTRICAL SPECS LED-FIXTURE

Drive Current (mA)	Forward Voltage		Power (W)
	min (Vf)	max (Vf)	
350	30,6	37	11,8
⊕ RED		⊖ BLACK	

For serial connection, respect polarity!  
Not suited for connection to mains voltage.  
Combine with a Modular LED-driver.



LIGHT SOURCE - DO NOT TOUCH LED

Touching the LED can result in permanent damage of the light source. The light source contained in this luminaire shall only be replaced by the manufacturer or his service agent or a similar qualified person.



PREVENTING ELECTROSTATIC DAMAGE

A discharge of static electricity may damage sensitive components. Always be properly grounded when touching leads or circuitry inside the luminaire. Use a wrist strap connected by a ground cord to the housing. Avoid touching the light sources with bare hands.