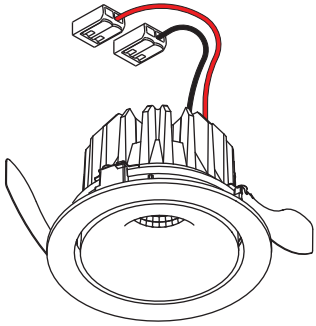


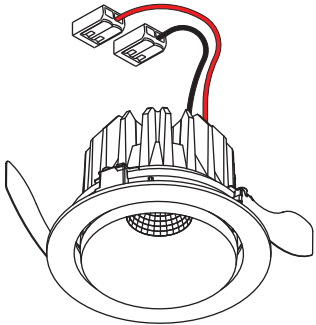
Smart Cake/Kup/Lotis 82 Adj LED WarmDim DE

133131XX_133132XX_133231XX_133232XX_133331XX_133332XX

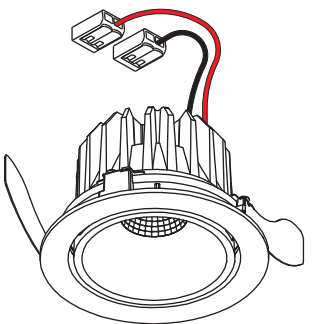
SMART CAKE ADJ 82



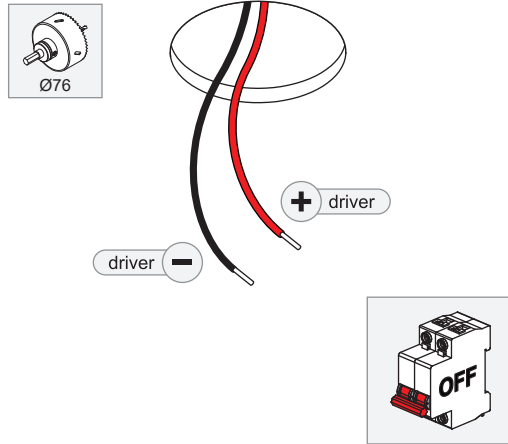
SMART KUP ADJ 82



SMART LOTIS ADJ 82

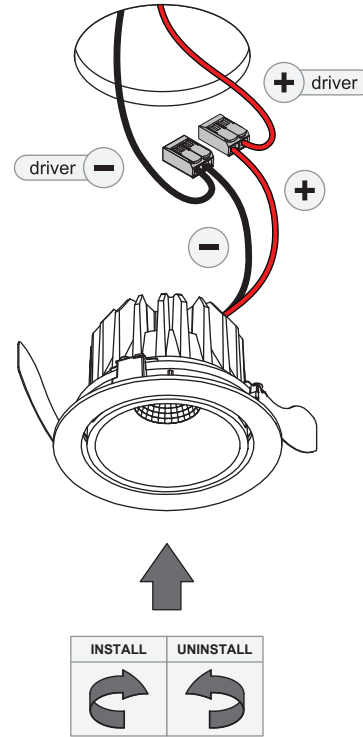


1

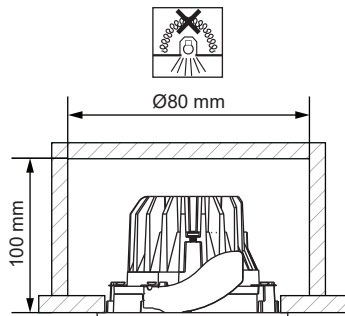


WARM DIM ELECTRICAL SPECS LED-FIXTURE			
Drive Current (mA)	Forward Voltage		Power (W)
	min (Vf)	max (Vf)	
350	15,5	18,5	6
+ RED		- BLACK	
For serial connection, respect polarity! Not suited for connection to mains voltage. Combine with a Modular LED-driver.			

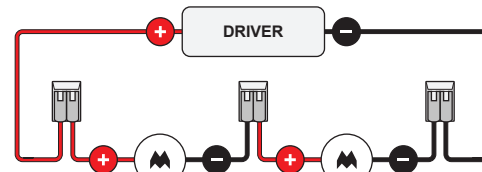
2



3



⚠ SERIAL CONNECTION:



Always use a serial connection for multiple luminaires on a single driver!
Only use luminaires with the same input ratings!



LIGHT SOURCE - DO NOT TOUCH LED

Touching the LED can result in permanent damage of the light source. The light source contained in this luminaire shall only be replaced by the manufacturer or his service agent or a similar qualified person.



PREVENTING ELECTROSTATIC DAMAGE

A discharge of static electricity may damage sensitive components. Therefore do not touch the LED nor the stripped parts of the wires with bare hands. Always be properly insulated by using ESD gloves.

DRIVERS & ACCESSORIES

For latest version of driver matrix and available accessories check www.supermodular.com or connect with your sales contact.

