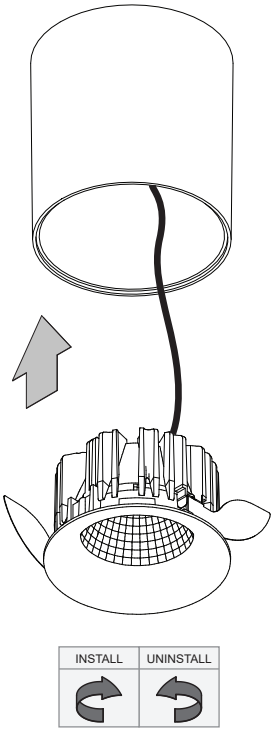
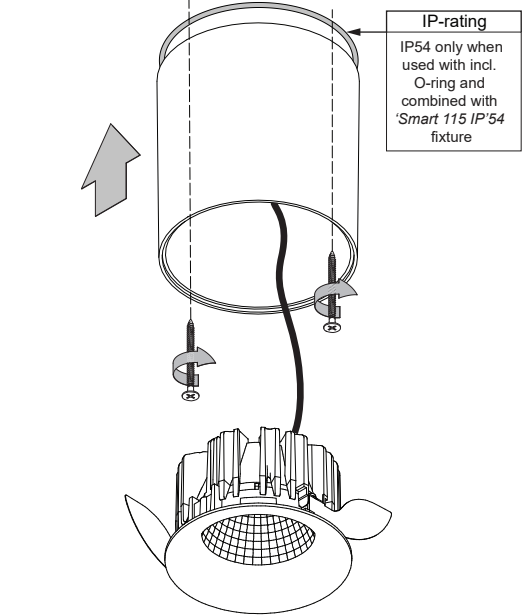
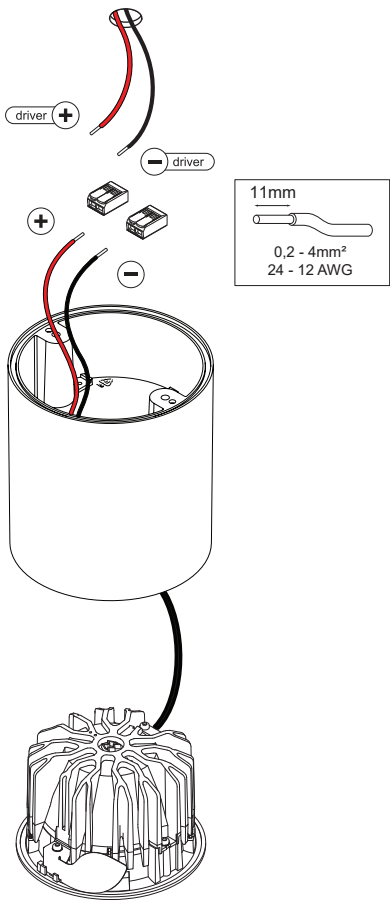
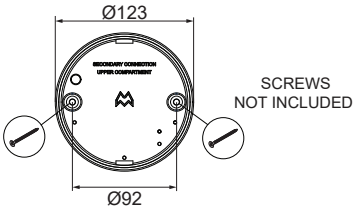
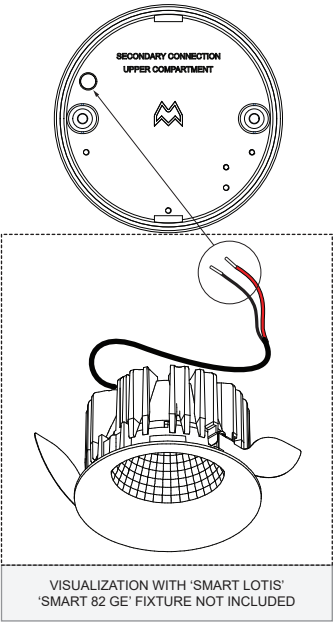



Smart surface tubed 115 LED GE

131404XX

Disconnect fixture connectors
and pull wires through opening




For serial connection, respect polarity!	
⊕ RED	⊖ BLACK
CAN BE USED WITH	
Smart 115 LED GE	500 mA
Smart 115 adjustable LED GE	500 mA
Smart 115 adjustable warmdim LED GE	350 mA
ATTENTION	
Set at these MAX drive currents:	
⚠	



LIGHT SOURCE - DO NOT TOUCH LED

Touching the LED can result in permanent damage of the light source. The light source contained in this luminaire shall only be replaced by the manufacturer or his service agent or a similar qualified person.



PREVENTING ELECTROSTATIC DAMAGE

A discharge of static electricity may damage sensitive components. Therefore do not touch the LED nor the stripped parts of the wires with bare hands. Always be properly insulated by using ESD gloves.

DRIVERS & ACCESSORIES

For latest version of driver matrix and available accessories check www.supermodular.com or connect with your sales contact.

