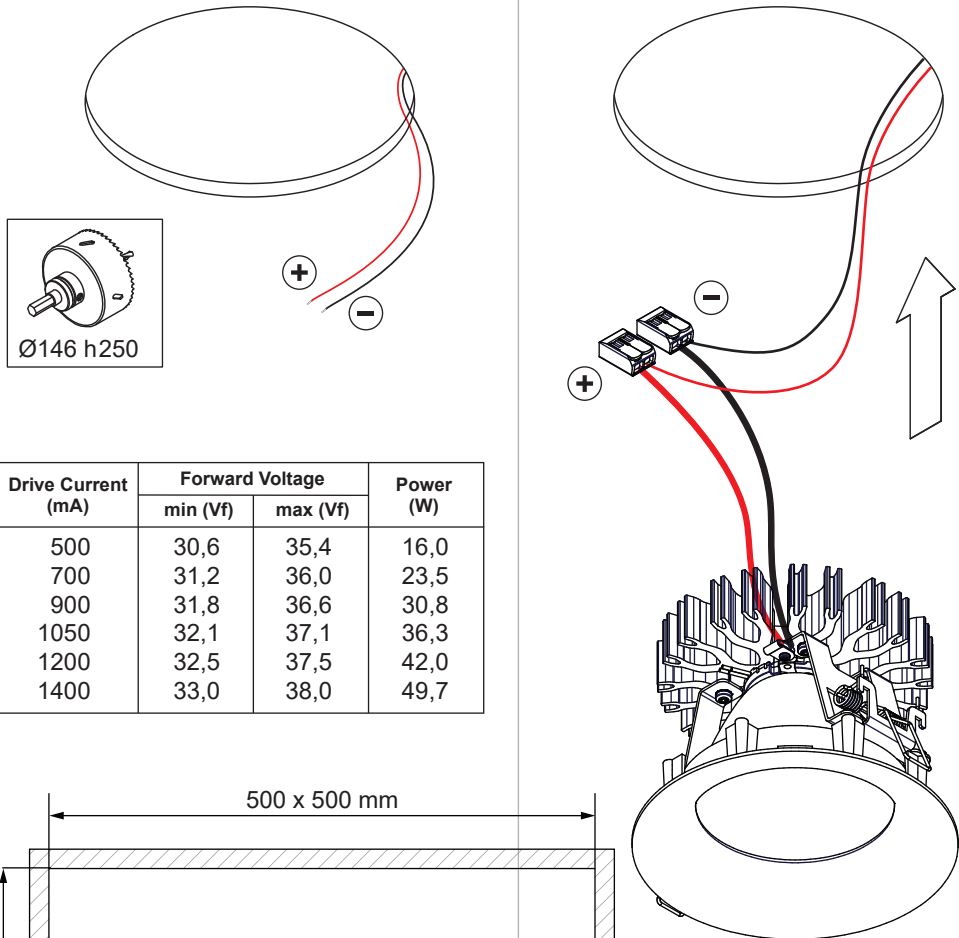


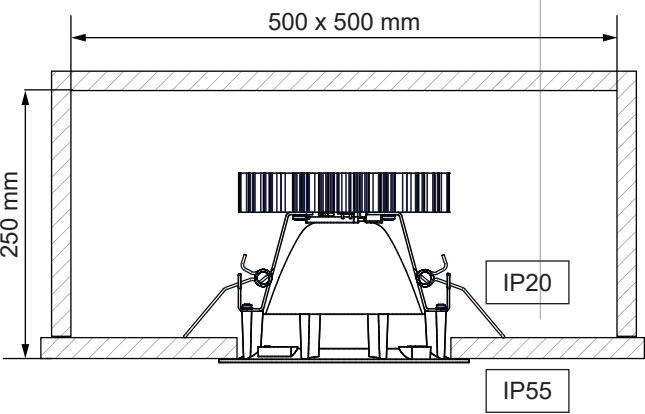
Smart Cake 160 IP GE

130040XX_130041XX_130042XX_130043XX_130044XX_130045XX_130046XX_130047XX_130048XX_130050XX_130051XX_130052XX



Ø146 h250

Drive Current (mA)	Forward Voltage		Power (W)
	min (Vf)	max (Vf)	
500	30,6	35,4	16,0
700	31,2	36,0	23,5
900	31,8	36,6	30,8
1050	32,1	37,1	36,3
1200	32,5	37,5	42,0
1400	33,0	38,0	49,7




500 x 500 mm


250 mm

IP20

IP55




CHECK DIP-SWITCHES ON DRIVER




ON
OFF

1 2 3 4 5 6

check dipswitch settings on driver
Push Dim max 5 drivers on 1 push button




Replace protective shield when broken. The luminaire shall only be used complete with its protective shield.
Reference number: 1011466 or 1011467 (diff)



LIGHT SOURCE - DO NOT TOUCH LED

Touching the LED can result in permanent damage of the light source. The light source contained in this luminaire shall only be replaced by the manufacturer or his service agent or a similar qualified person.



PREVENTING ELECTROSTATIC DAMAGE

A discharge of static electricity may damage sensitive components. Always be properly grounded when touching leads or circuitry inside the luminaire. Use a wrist strap connected by a ground cord to the housing. Avoid touching the light sources with bare hands.

DRIVERS & ACCESSORIES

For latest version of driver matrix and available accessories check www.supermodular.com or connect with your sales contact.

CAN BE USED WITH

Mask:
13040009 Smart Mask 160 Whstr
13040032 Smart Mask 160 Blstr









IP 55







