

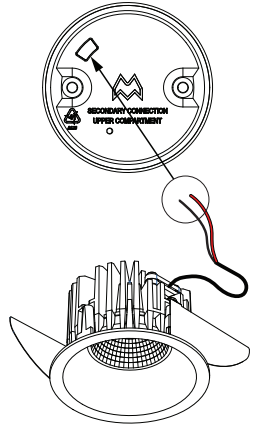
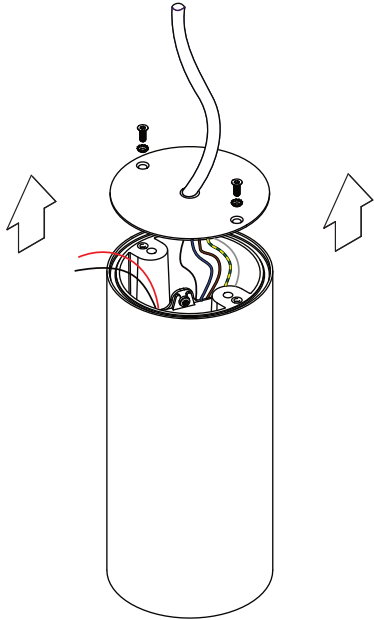
# Smart surface tubed suspension 82 XL LED GI

128422XX\_128423XX\_128424XX

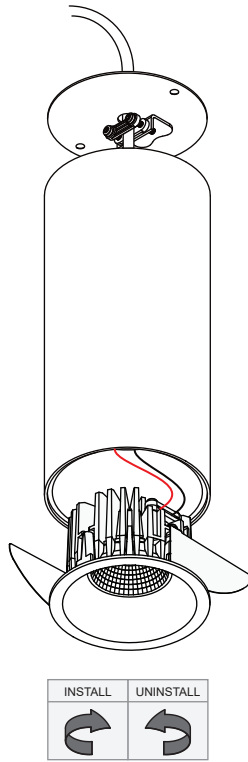
VISUALIZATION WITH 'SMART CAKE'  
READ 'CAN BE USED WITH' FOR ALL  
OTHER USEFUL 'SMART' PRODUCTS  
'SMART 82 GE' FIXTURE NOT INCLUDED

500mA DRIVER INCLUDED

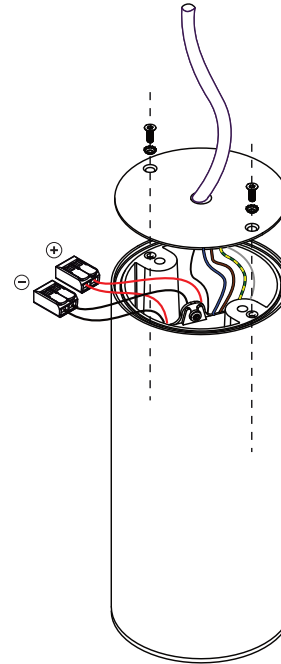
Open 'SMART TUBED' cover



Disconnect fixture connectors  
and pull wires through opening

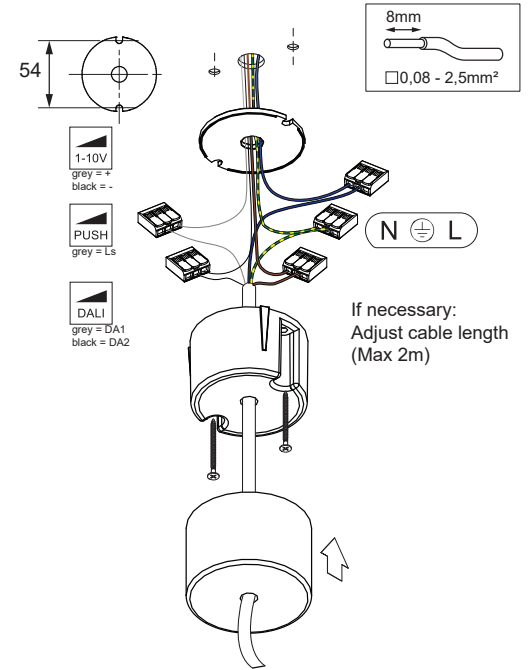


Connect fixture (+ dim wires) and  
close tube cover (re-use included  
toothed washers & screws)



Only for '128423XX':  
CONNECT 1-10V/PD  
wires :

1-10V  
red = + = grey  
black = - = black  
PUSH  
grey = Ls = grey



**⚡ LIGHT SOURCE - DO NOT TOUCH LED**

Touching the LED can result in permanent damage of the light source. The light source contained in this luminaire shall only be replaced by the manufacturer or his service agent or a similar qualified person.

**⚡ PREVENTING ELECTROSTATIC DAMAGE**

A discharge of static electricity may damage sensitive components. Therefore do not touch the LED nor the stripped parts of the wires with bare hands. Always be properly insulated by using ESD gloves.

**CAN BE USED WITH:**  
Smart 82 (IP\*) LED GE  
Smart 82 adjustable LED GE

**CAN NOT BE USED WITH:**  
Smart 82 (IP) warmdim LED GE  
Smart 82 adjustable warmdim LED GE

\*in combination with Smart Surface Tubed suspension = IP20

