

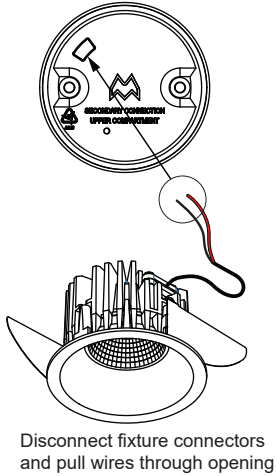
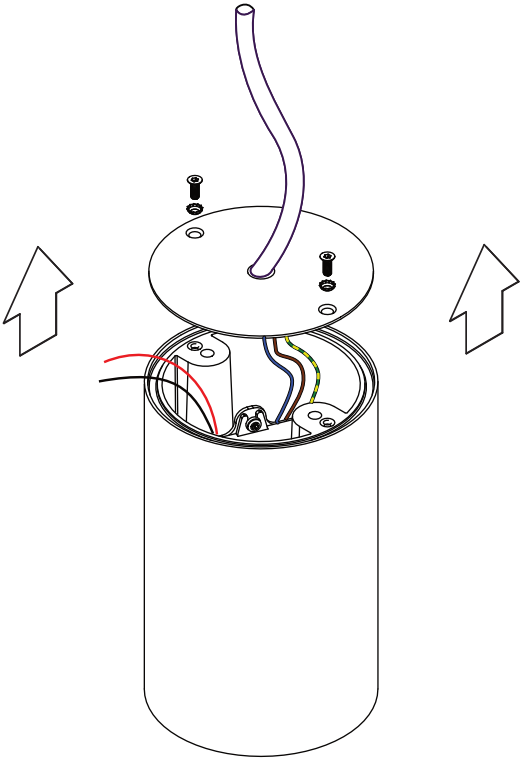
Smart surface tubed suspension 82 large LED Tre Dim GI

128420XX

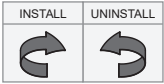
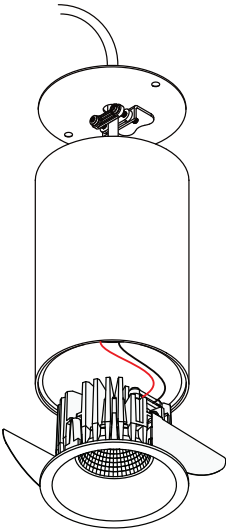
VISUALIZATION WITH 'SMART LOTIS'
READ 'CAN BE USED WITH' FOR ALL
OTHER USEFUL 'SMART' PRODUCTS
'SMART 82 GE' FIXTURE NOT INCLUDED

500mA DRIVER INCLUDED

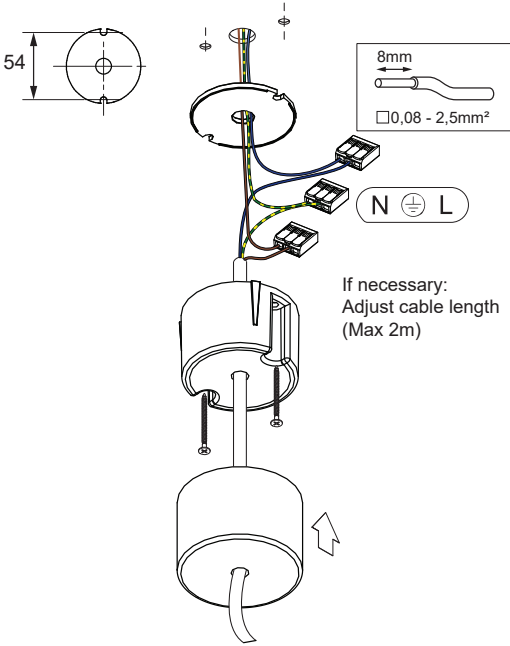
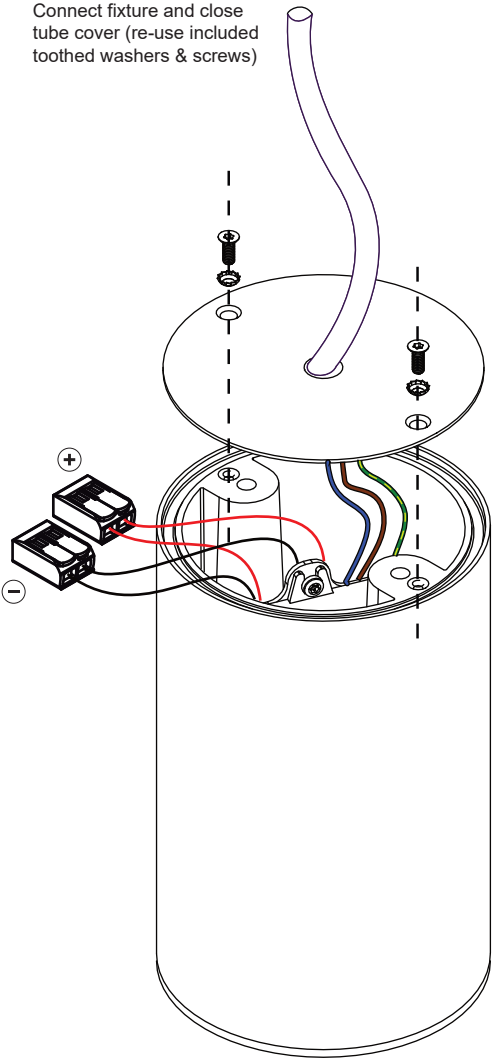
Open 'SMART TUBED' cover



Disconnect fixture connectors
and pull wires through opening



Connect fixture and close
tube cover (re-use included
toothed washers & screws)



LIGHT SOURCE - DO NOT TOUCH LED
Touching the LED can result in permanent
damage of the light source. The light source
contained in this luminaire shall only be
replaced by the manufacturer or his service
agent or a similar qualified person.

PREVENTING ELECTROSTATIC DAMAGE
A discharge of static electricity may damage
sensitive components. Therefore do not touch
the LED nor the stripped parts of the wires with
bare hands. Always be properly insulated by
using ESD gloves.

CAN BE USED WITH:
Smart 82 (IP*) LED GE
Smart 82 adjustable LED GE

CAN NOT BE USED WITH:
Smart 82 (IP) warmdim LED GE
Smart 82 adjustable warmdim LED GE

*in combination with Smart Surface Tubed suspension = IP20

