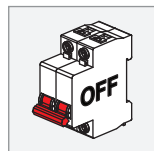
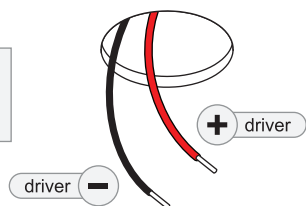


127360XX 127361XX 127362XX 127363XX


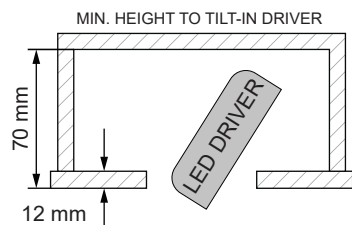
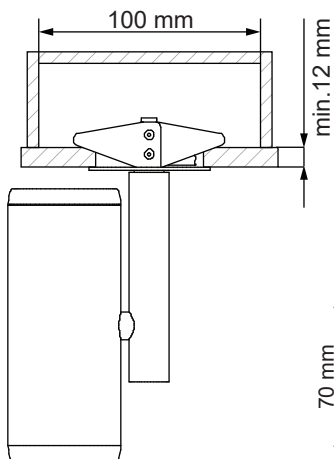
127360XX 127361XX 127362XX 127363XX

Ø65



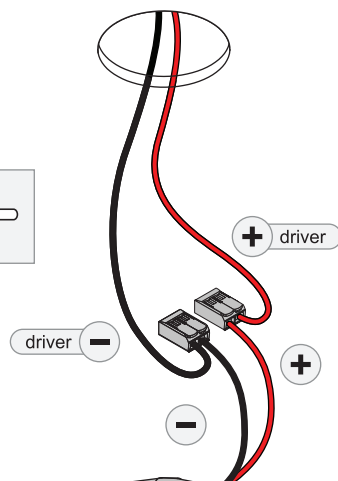
Drive Current (mA)	Forward Voltage		Power (W)
	min (Vf)	max (Vf)	
350	29,1	33,7	11,0
500	29,9	34,7	16,2

For serial connection, respect polarity!
Not suited for connection to mains voltage.
Combine with a Modular LED-driver.



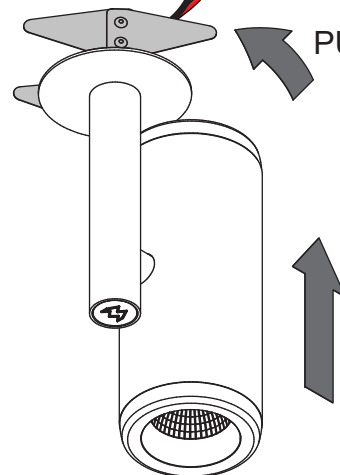
11mm

0,2 - 4mm²
24 - 12 AWG

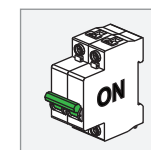
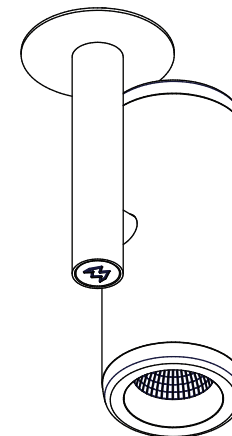


PUSH

PUSH



2.3



Touching the LED can result in permanent damage of the light source. The light source contained in this luminaire shall only be replaced by the manufacturer or his service agent or a similar qualified person.



A discharge of static electricity may damage sensitive components. Therefore do not touch the LED nor the stripped parts of the wires with bare hands. Always be properly insulated by using ESD gloves.

For latest version of driver matrix and available accessories check www.supermodular.com or connect with your sales contact.

