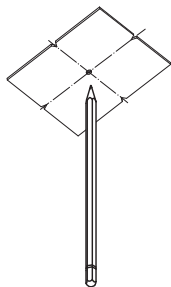


Mini multiple for smartrings 1x LED GE

125240XX-B1_125241X-B1X_125242XX-B1

1



110x110mm

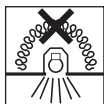
ELECTRICAL SPECS LED-FIXTURE

| Drive Current (mA) | Forward Voltage | | Power (W) |
|-----------------------|-----------------|----------|--------------|
| | min (Vf) | max (Vf) | |
| 350 | 13,2 | 15,0 | 5,0 |
| 500 | 13,7 | 15,4 | 7,2 |

➕ RED

➖ BLACK

For serial connection, respect polarity!
Not suited for connection to mains voltage.
Combine with a Modular LED-driver.

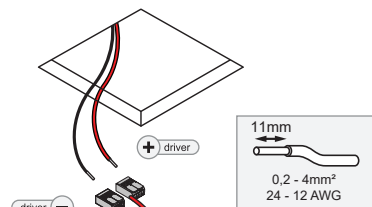


250 x 250 mm

120 mm

Min. 1mm
max. 40mm

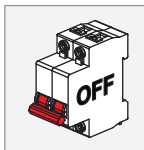
2



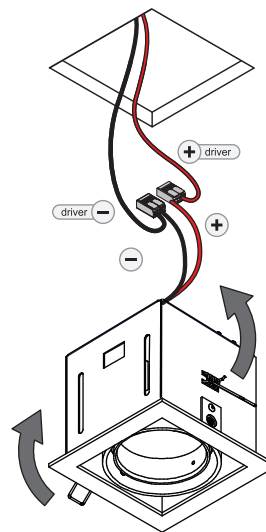
11mm
0,2 - 4mm²
24 - 12 AWG



DO NOT
TOUCH LED



3

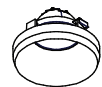


Frontring Smart flatring:



Turn

Frontring Smart kup-Cake-Lotis ring:


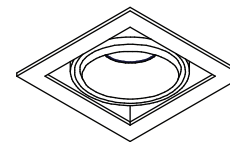


Push



DO NOT TOUCH
REFLECTOR

4



LIGHT SOURCE - DO NOT TOUCH LED

Touching the LED can result in permanent damage of the light source. The light source contained in this luminaire shall only be replaced by the manufacturer or his service agent or a similar qualified person.



PREVENTING ELECTROSTATIC DAMAGE

A discharge of static electricity may damage sensitive components. Therefore do not touch the LED nor the stripped parts of the wires with bare hands. Always be properly insulated by using ESD gloves.

DRIVERS & ACCESSORIES

For latest version of driver matrix and available accessories check www.supermodular.com or connect with your sales contact.