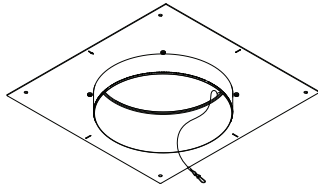


Shellby Recessed Trimless 176 IP55 LED WD DE

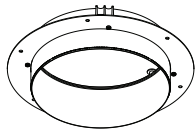
121812XX

1 CHOOSE INSTALLATION ACCESSORY - NOT INCLUDED

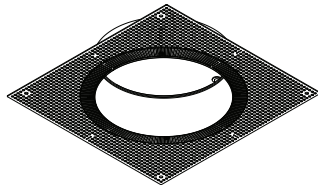
Concrete kit 290x280 - Ø177  
12182130



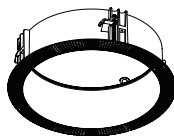
Concrete ring Ø177 stand concrete boxes  
12182330



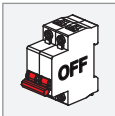
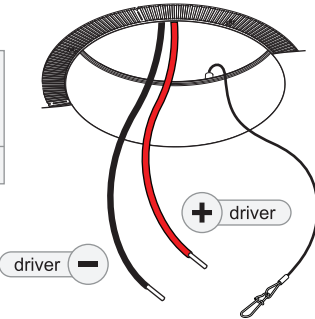
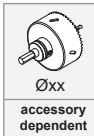
Gypkit trimless 290x280 - Ø177  
12292930



Recessed ring Ø177  
12182230

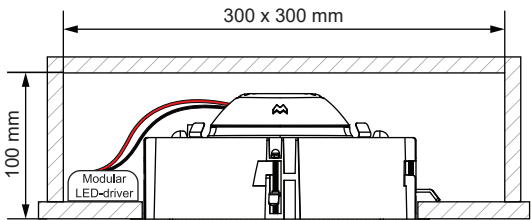


2

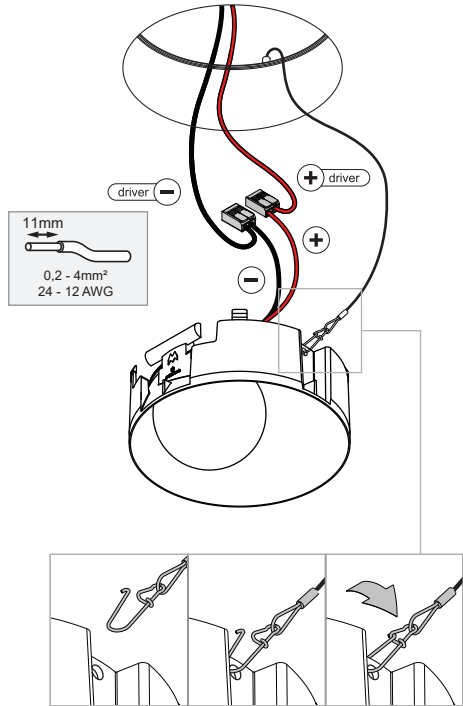


WARM DIM			
Drive Current (mA)	Forward Voltage		Power (W)
	min (Vf)	max (Vf)	
350	30,6	37	11,8
For serial connection, respect polarity!			
⊕ RED		⊖ BLACK	

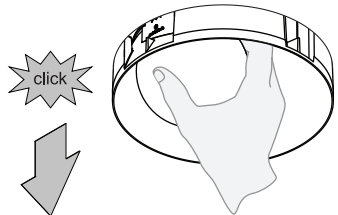
Minimum volume requirement - with driver



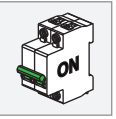
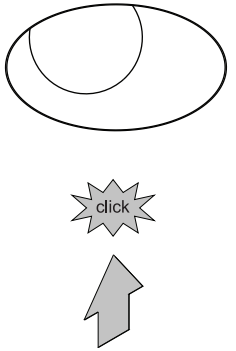
3



UNINSTAL



4



Replace protective shield when broken.  
The luminaire shall only be used complete  
with its protective shield.  
Reference number repair kit: 80000626

**LIGHT SOURCE - DO NOT TOUCH LED**  
Touching the LED can result in permanent  
damage of the light source. The light source  
and/ or driver contained in this luminaire shall  
only be replaced by the manufacturer or his  
service agent or a similar qualified person.

**PREVENTING ELECTROSTATIC DAMAGE**  
A discharge of static electricity may  
damage sensitive components. Therefore  
do not touch the LED nor the stripped  
parts of the wires with bare hands. Always  
be properly insulated by using ESD  
gloves.

**DRIVERS & ACCESSORIES**  
For latest version of driver matrix and available  
accessories check [www.supermodular.com](http://www.supermodular.com) or  
connect with your sales contact.