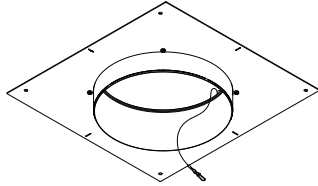


# Shellby Recessed Trimless 176 IP55 LED DE

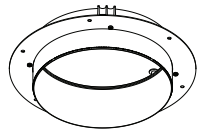
121810XX\_121811XX

## 1 CHOOSE INSTALLATION ACCESSORY - NOT INCLUDED

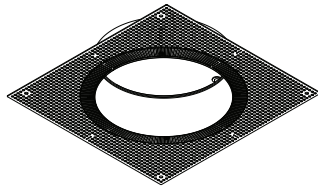
Concrete kit 290x280 - Ø177  
12182130



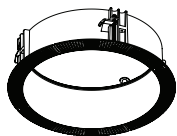
Concrete ring Ø177 stand concrete boxes  
12182330



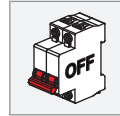
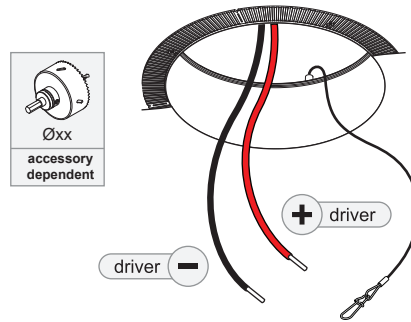
Gypkit trimless 290x280 - Ø177  
12292930



Recessed ring Ø177  
12182230



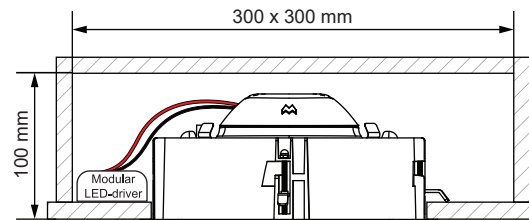
## 2



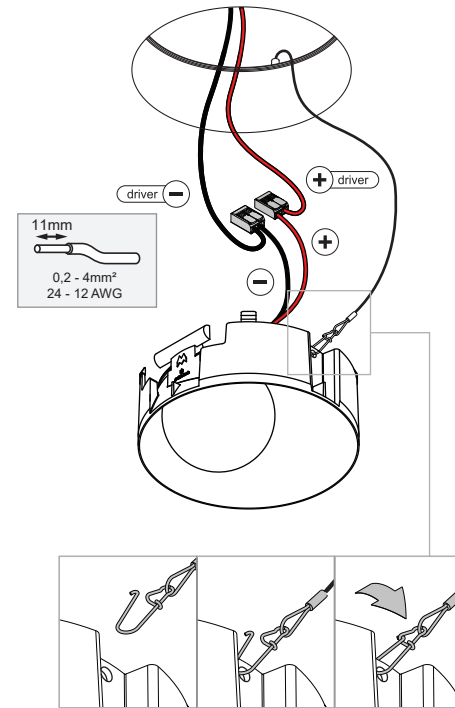
Drive Current (mA)	Forward Voltage		Power (W)
	min (Vf)	max (Vf)	
350	14,8	18,0	5,7
500	15,2	18,6	8,5
700	15,9	19,5	12,4

For serial connection, respect polarity!  
⊕ RED      ⊖ BLACK

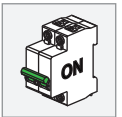

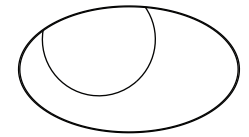
## Minimum volume requirement - with driver



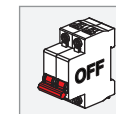
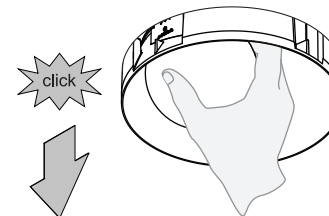
## 3



## 4



## UNINSTAL



Replace protective shield when broken. The luminaire shall only be used complete with its protective shield. Reference number repair kit: 80000626



## LIGHT SOURCE - DO NOT TOUCH LED

Touching the LED can result in permanent damage of the light source. The light source and/ or driver contained in this luminaire shall only be replaced by the manufacturer or his service agent or a similar qualified person.



## PREVENTING ELECTROSTATIC DAMAGE

A discharge of static electricity may damage sensitive components. Therefore do not touch the LED nor the stripped parts of the wires with bare hands. Always be properly insulated by using ESD gloves.

## DRIVERS & ACCESSORIES

For latest version of driver matrix and available accessories check [www.supermodular.com](http://www.supermodular.com) or connect with your sales contact.