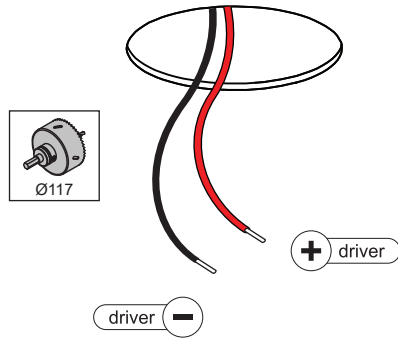


Hollow 125 LED GE

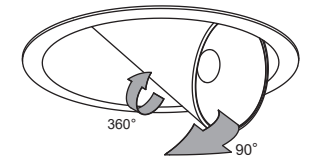
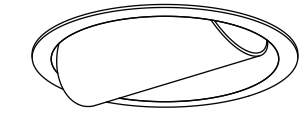
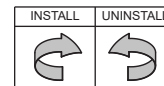
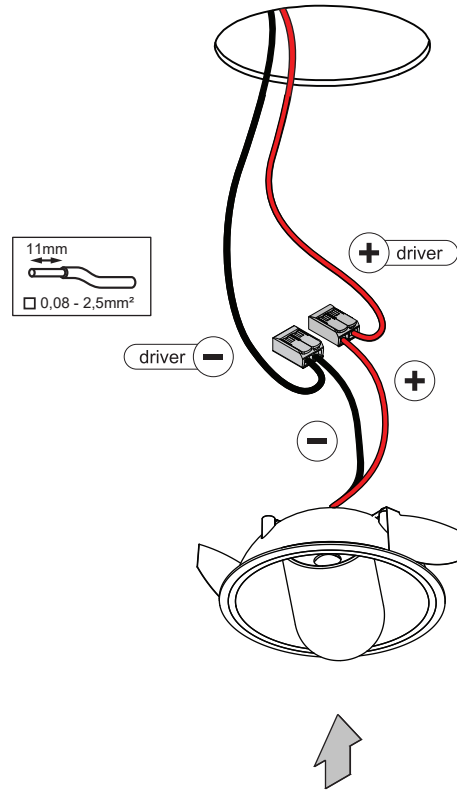
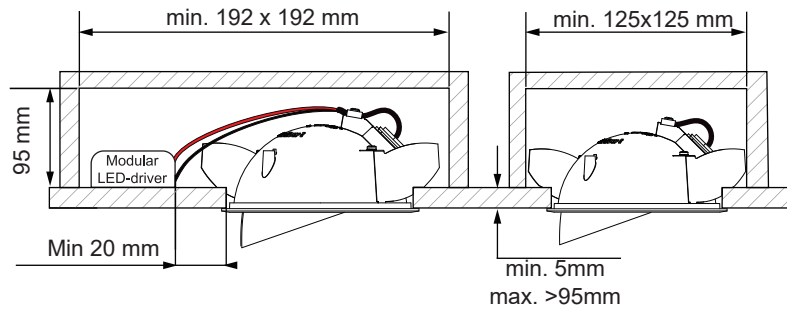
121710XX_12711XX



Drive Current (mA)	Forward Voltage		Power (W)
	min (Vf)	max (Vf)	
350	14,8	18,0	5,7
500	15,2	18,6	8,5

For serial connection, respect polarity!

+	RED	-	BLACK
---	-----	---	-------



Replace protective shield when broken. The luminaire shall only be used complete with its protective shield. Reference number: 1013583

LIGHT SOURCE - DO NOT TOUCH LED
Touching the LED can result in permanent damage of the light source. The light source contained in this luminaire shall only be replaced by the manufacturer or his service agent or a similar qualified person.

PREVENTING ELECTROSTATIC DAMAGE
A discharge of static electricity may damage sensitive components. Always be properly grounded when touching leads or circuitry inside the luminaire. Use a wrist strap connected by a ground cord to the housing. Avoid touching the light sources with bare hands.

DRIVERS & ACCESSORIES
For latest version of driver matrix and available accessories check www.supermodular.com or connect with your sales contact.

