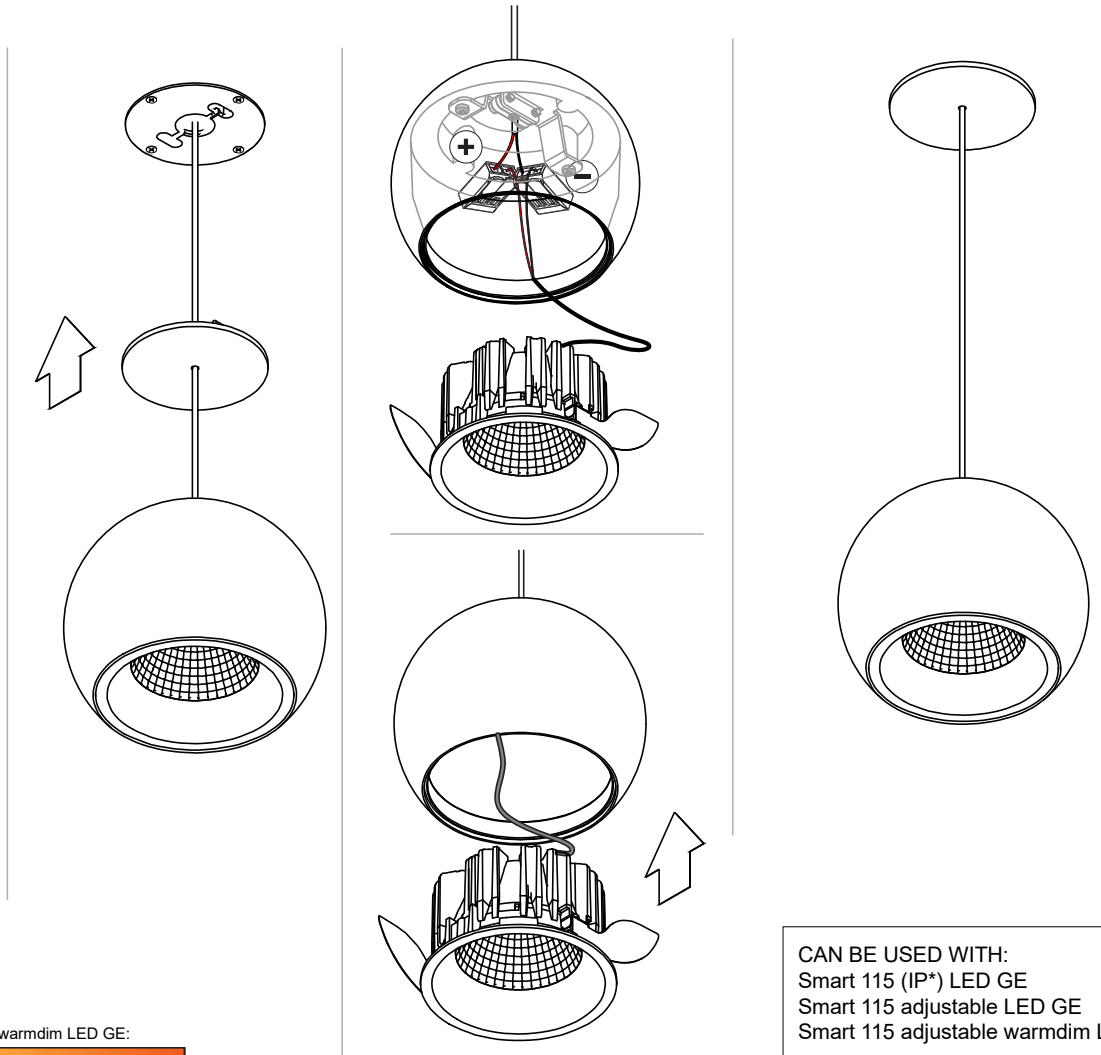
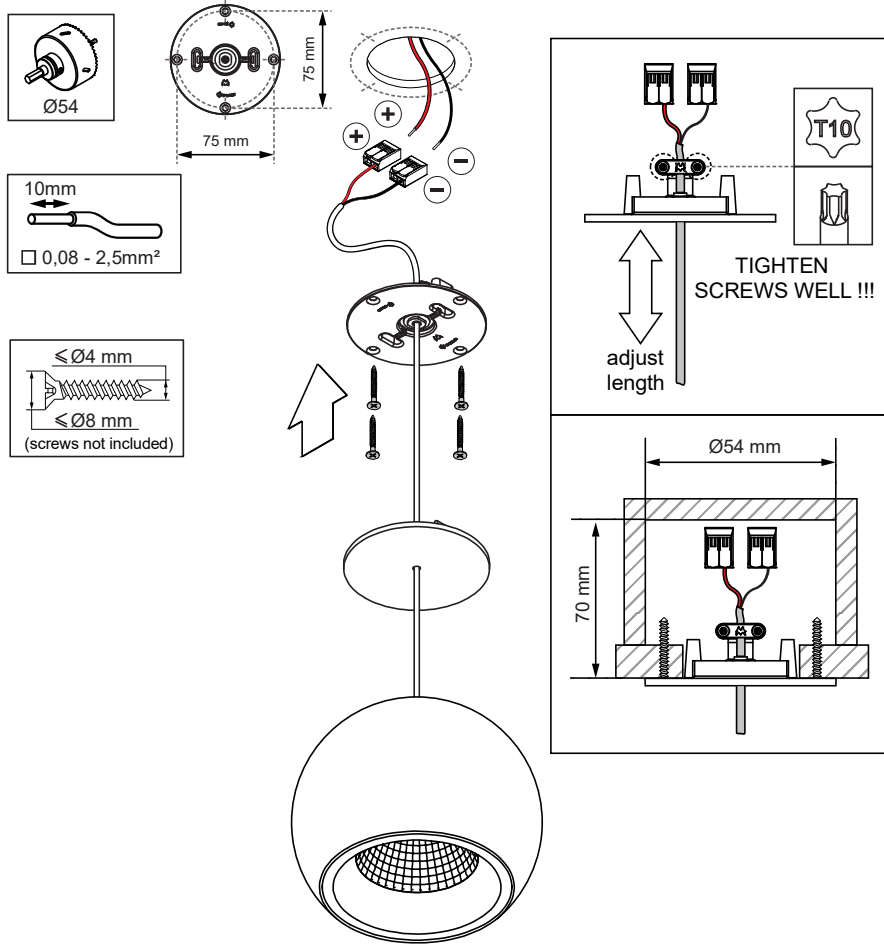


# Smart Ball Suspension 115 GE

115710XX

VISUALIZATION WITH 'SMART LOTIS'  
'SMART 115 GE' FIXTURE NOT INCLUDED



Smart 115 (IP) LED GE:

Drive Current (mA)	Forward Voltage		Power (W)
	min (Vf)	max (Vf)	
350	29,1	33,7	11,0
500	29,9	34,7	16,2

For serial connection, respect polarity!

⊕ RED      ⊖ BLACK

Smart 115 adjustable LED GE:

Drive Current (mA)	Forward Voltage		Power (W)
	min (Vf)	max (Vf)	
350	16,5	19,2	6,2
500	17,1	19,8	9,2

For serial connection, respect polarity!

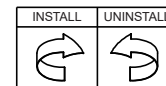
⊕ RED      ⊖ BLACK

Smart 115 adjustable warmdim LED GE:

WARM DIM			
Drive Current (mA)	Forward Voltage		Power (W)
	min (Vf)	max (Vf)	
350	15,5	18,5	6

For serial connection, respect polarity!

⊕ RED      ⊖ BLACK



CAN BE USED WITH:  
Smart 115 (IP\*) LED GE  
Smart 115 adjustable LED GE  
Smart 115 adjustable warmdim LED GE

\*in combination with Smart Ball Suspension = IP20

### DRIVERS & ACCESSORIES

For latest version of driver matrix and available accessories check [www.supermodular.com](http://www.supermodular.com) or connect with your sales contact.

