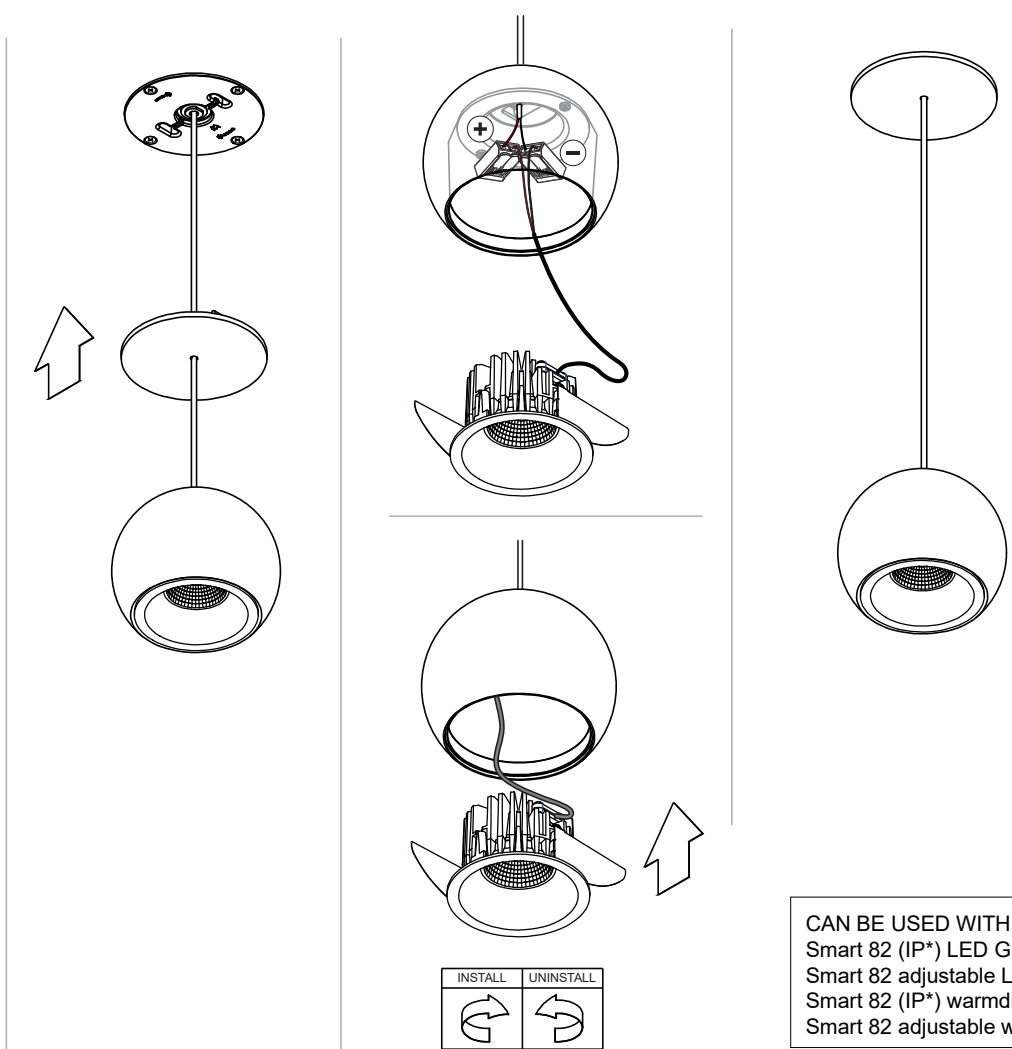
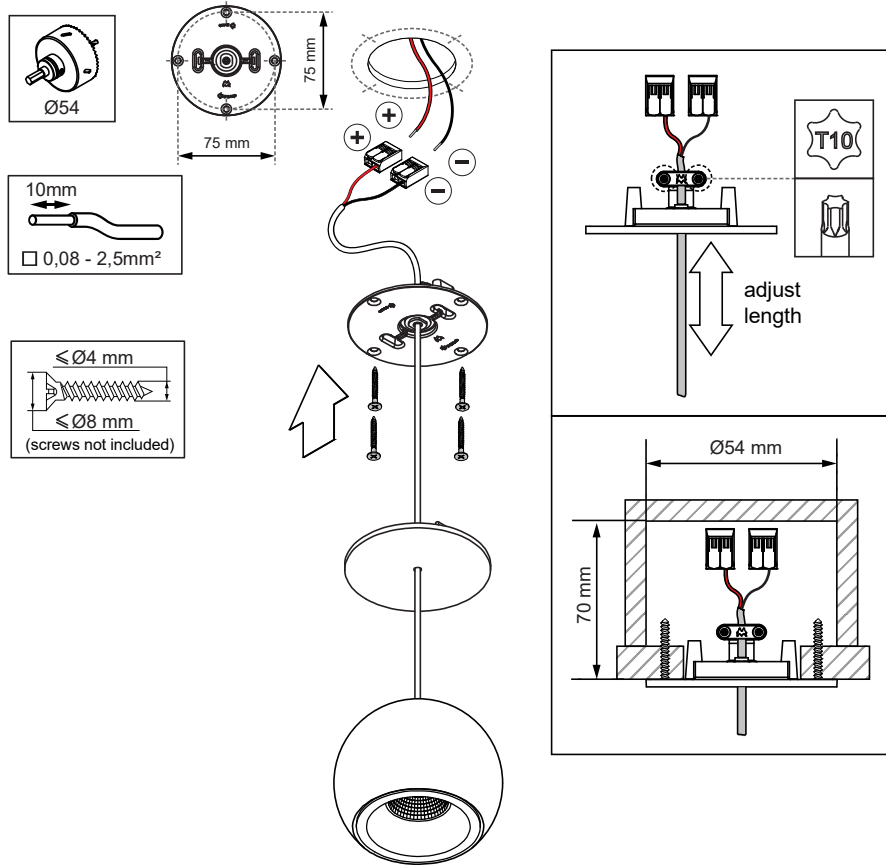


Smart Ball Suspension 82 GE

115700XX

VISUALIZATION WITH 'SMART LOTIS'
'SMART 82 GE' FIXTURE NOT INCLUDED



Smart 82 (IP) LED GE:
Smart 82 adjustable LED GE:

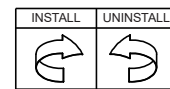
Drive Current (mA)	Forward Voltage		Power (W)
	min (Vf)	max (Vf)	
350	16,5	19,2	6,2
500	17,1	19,8	9,2

For serial connection, respect polarity!
⊕ RED ⊖ BLACK

Smart 82 (IP) warmdim LED GE:
Smart 82 adjustable warmdim LED GE:

WARM DIM			
Drive Current (mA)	Forward Voltage		Power (W)
	min (Vf)	max (Vf)	
350	15,5	18,5	6

For serial connection, respect polarity!
⊕ RED ⊖ BLACK



CAN BE USED WITH:
Smart 82 (IP*) LED GE
Smart 82 adjustable LED GE
Smart 82 (IP*) warmdim LED GE
Smart 82 adjustable warmdim LED GE

*in combination with Smart Ball Suspension = IP20

DRIVERS & ACCESSORIES
For latest version of driver matrix and available accessories check www.supermodular.com or connect with your sales contact.

