

Minude Suspended 45 1x LED Medium DE

114650XX_114651XX

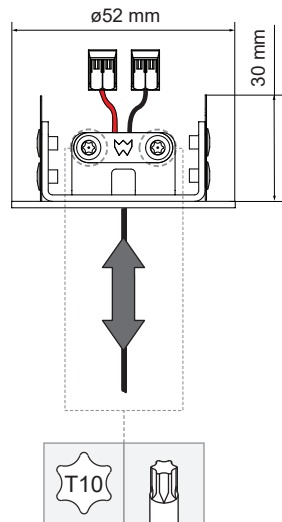
1

Drive Current (mA)	Forward Voltage		Power (W)
	min (Vf)	max (Vf)	
350	14,0	18,0	5,6
500	14,2	18,2	8,1

For serial connection, respect polarity!

⊕ RED ⊖ BLACK

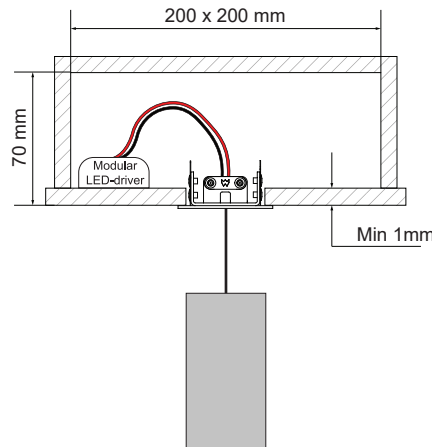
CABLE LENGTH ADJUSTMENT



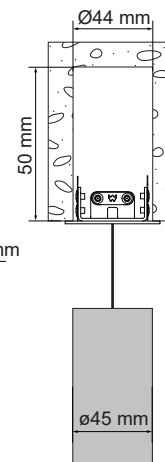
2

Minimum volume requirement

With driver in false ceiling:



In concrete:



3

Replace protective shield when broken. The luminaire shall only be used complete with its protective shield.
Reference number: 10147378

LIGHT SOURCE - DO NOT TOUCH LED
Touching the LED can result in permanent damage of the light source. The light source and/or driver contained in this luminaire shall only be replaced by the manufacturer or his service agent or a similar qualified person.

PREVENTING ELECTROSTATIC DAMAGE
A discharge of static electricity may damage sensitive components. Therefore do not touch the LED nor the stripped parts of the wires with bare hands. Always be properly insulated by using ESD gloves.

DRIVERS & ACCESSORIES
For latest version of driver matrix and available accessories check www.supermodular.com or connect with your sales contact.