

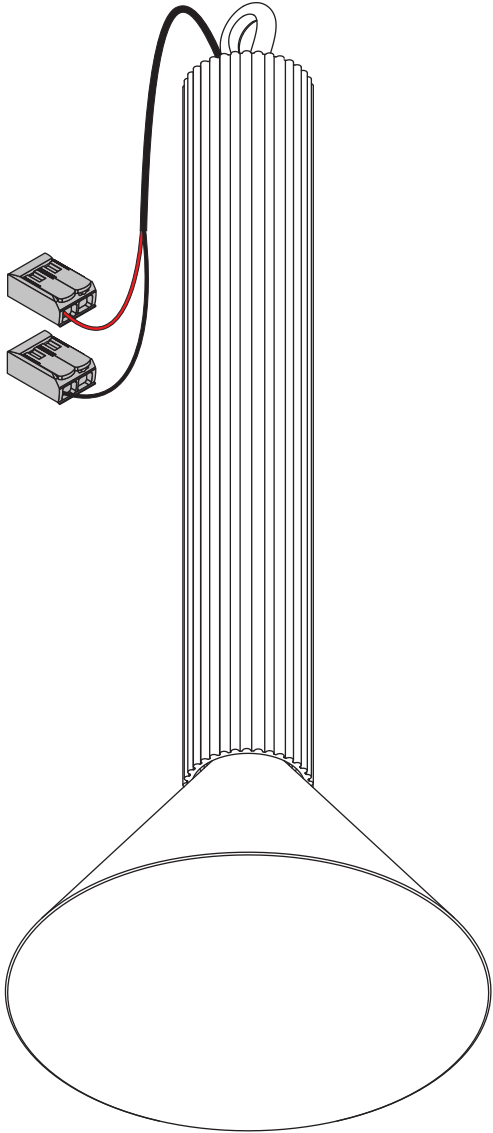
EXTRUDED LED GE

B1\_135200XX\_B1\_135201XX\_B1\_135203XX\_B1\_135204XX\_B1\_135206XX\_B1\_135207XX

EXTRUDED LED MODULE

COMPATIBLE WITH:

- SUSPENSION KIT SEMI-RECESSED GE : 135230XX
- SUSPENSION KIT SURFACE GE : 135231XX
- SUSPENSION KIT SURFACE TRE DIM GI : 135232XX
- SUSPENSION KIT SURFACE 1-10V GI : 135233XX
- SUSPENSION KIT SURFACE DALI GI : 135234XX
- SUSPENSION KIT SURFACE CASAMBI GI : 135235XX



Drive Current (mA)	Forward Voltage		Power (W)
	min (Vf)	max (Vf)	
350	15,4	18,8	6,0
500	15,8	19,4	8,8
For serial connection, respect polarity!			
⊕ RED		⊖ BLACK	



Replace protective shield when broken. The luminaire shall only be used complete with its protective shield.  
Reference number: 1014810



LIGHT SOURCE - DO NOT TOUCH LED

Touching the LED can result in permanent damage of the light source. The light source contained in this luminaire shall only be replaced by the manufacturer or his service agent or a similar qualified person.



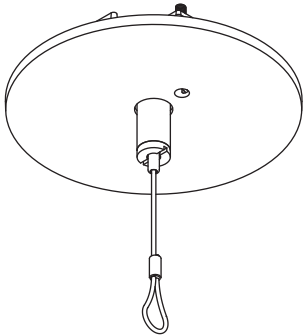
PREVENTING ELECTROSTATIC DAMAGE

A discharge of static electricity may damage sensitive components. Therefore do not touch the LED nor the stripped parts of the wires with bare hands. Always be properly insulated by using ESD gloves.

EXTRUDED CEILING SOLUTIONS - NOT INCLUDED

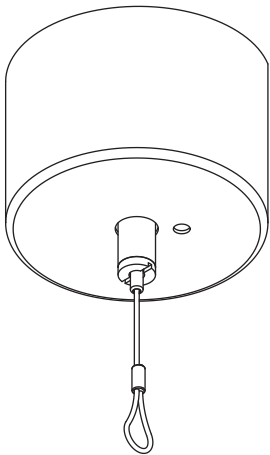
OPTION 1 SUSPENSION KIT SEMI-RECESSED GE

Ø89mm H3.5mm



OPTION 2 SUSPENSION KIT SURFACE GE

Ø70mm H48mm



OPTION 3 SUSPENSION KIT SURFACE GI

Ø170mm H37mm

