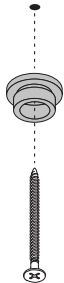


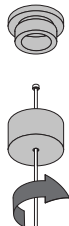
Track 48V High Suspension Kit

US\_134554XX\_US\_134555XX

A1



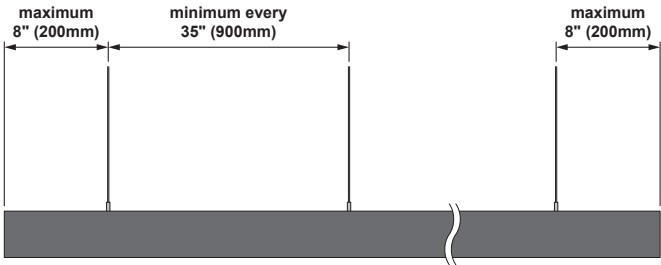
A2



A3



MINIMUM FIXATION POINTS & MAXIMUM LOAD




PROFILE LENGTH  $\leq$  39" (1m):

Maximum load = 22lb (10kg)

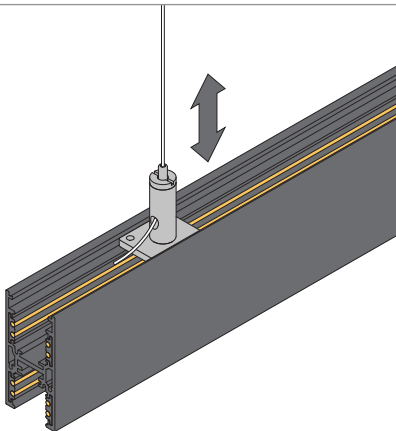
PROFILE LENGTH  $>$  39" (1m):

Add 11lb (5kg) to the maximum load for each additional profile length of 39" (1m)

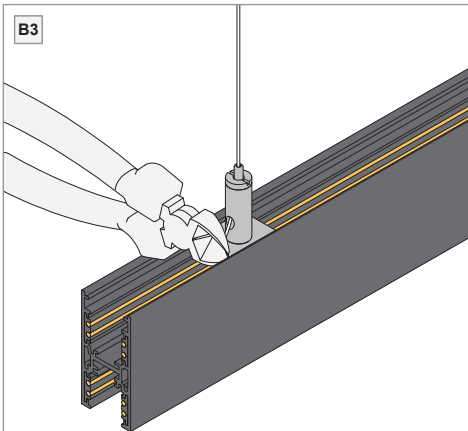
B1



B2

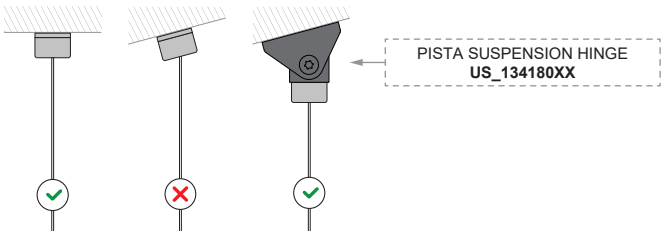


B3



SLOPED CEILINGS - COMBINE WITH HINGE

(NOT INCLUDED)



INSTALLATION INSTRUCTION

- Read all instructions before installing the luminaire.
- Save these instructions and refer to them when additions or changes in the track configuration are made.

DRY LOCATIONS ONLY

Do not install this track system in damp or wet locations.

IMPORTANT SAFETY INSTRUCTIONS

- Do not install any part of a track system less than 5 feet above the floor.
- Do not install any luminaire closer than 6 inches from any curtain, or similar combustible material.
- Disconnect electrical power before adding to or changing the configuration of the track.
- Do not attempt to energize anything other than lighting track luminaires on the track. To reduce the risk of fire and electric shock, do not attempt to connect power tools, extension cords, appliances, and the like to the track.
- Do not connect a track to more than one branch circuit unless the track is constructed so that it can be used with more than one branch circuit. Check with a qualified electrician. Although the track lighting system may seem to operate acceptably, a dangerous overload of the neutral may occur and result in a risk of fire.

FOR USE ONLY WITH TRACK SYSTEM MODEL

Series 9500, manufactured by AAG Stucchi SRL (Modular Lighting Instruments 'Pista').

TRACK SYSTEM & ACCESSORIES

For latest version of track system components and available accessories check [www.supermodular.com](http://www.supermodular.com) or connect with your sales contact.

