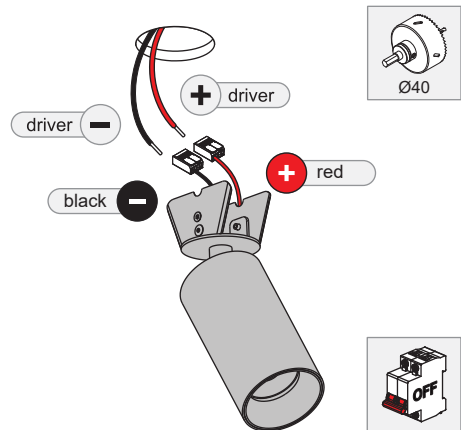


Nyto Semi-Recessed Adjustable 50 1x LED

138462XX_138463XX_138464XX_138467XX_138468XX_138469XX_138470XX

1.1 INSTALLATION



ELECTRICAL SPECS LED-FIXTURE

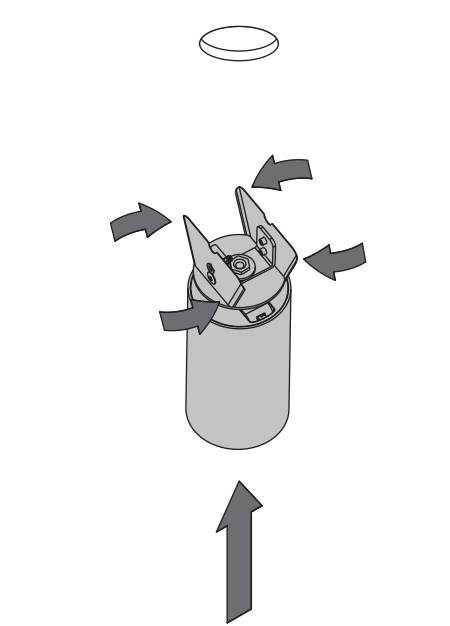
Drive Current (mA)	Forward Voltage		Power (W)
	min (Vf)	max (Vf)	
350	15.4	18.8	6
500	15.8	19.4	8.8
700	16.5	20.1	12.8
900	17.0	20.8	17.0

+ RED

- BLACK

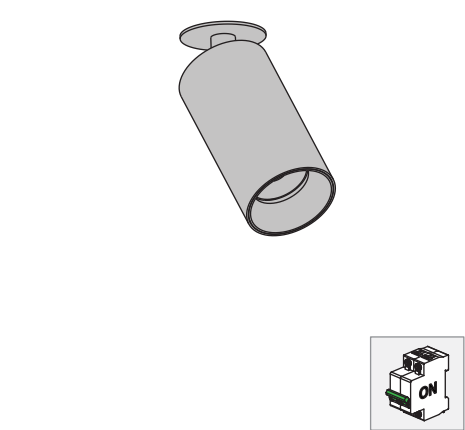
For serial connection, respect polarity!
Not suited for connection to mains voltage.
Combine with a Modular LED-driver.

1.2 INSTALLATION

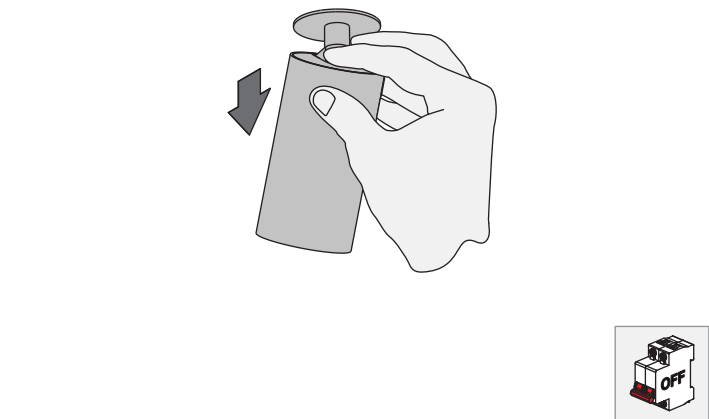


ONLY TO BE INSTALLED OUTSIDE ARM'S REACH

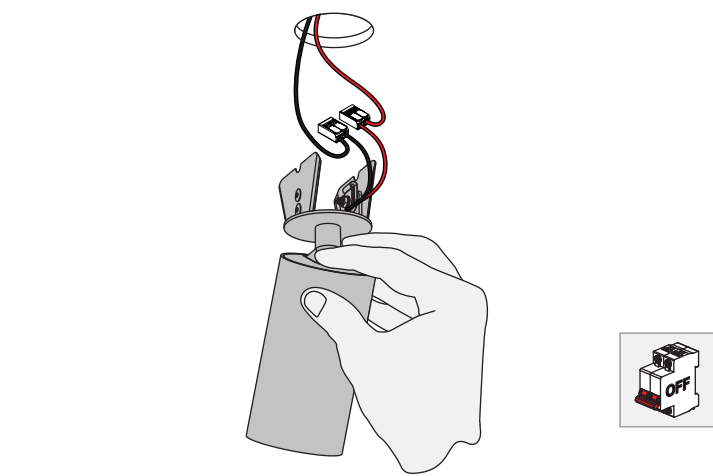
1.3 INSTALLATION



2.1 UNINSTALL

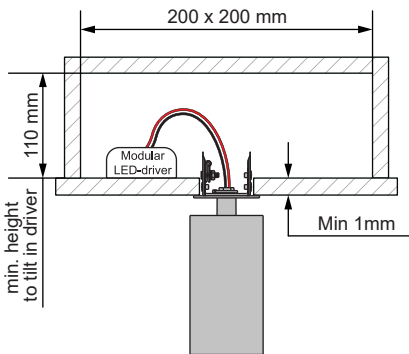


2.2 UNINSTALL

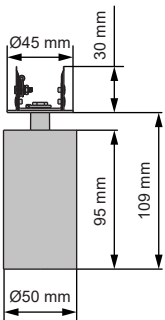
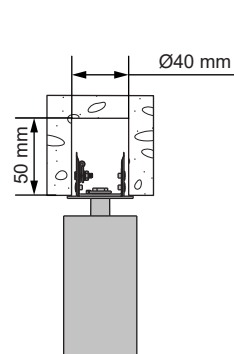


Minimum volume requirement

With driver in false ceiling:



In concrete:



Replace protective shield when broken. The luminaire shall only be used complete with its protective shield.
Reference number: 1016489 (spot), 1016490 (medium), 1016491 (flood), 1016492 (white flood)



LIGHT SOURCE - DO NOT TOUCH LED

Touching the LED can result in permanent damage of the light source. The light source and/or driver contained in this luminaire shall only be replaced by the manufacturer or his service agent or a similar qualified person.



PREVENTING ELECTROSTATIC DAMAGE

A discharge of static electricity may damage sensitive components. Therefore do not touch the LED nor the stripped parts of the wires with bare hands. Always be properly insulated by using ESD gloves.

DRIVERS & ACCESSORIES

For latest version of driver matrix and available accessories check www.supermodular.com or connect with your sales contact.