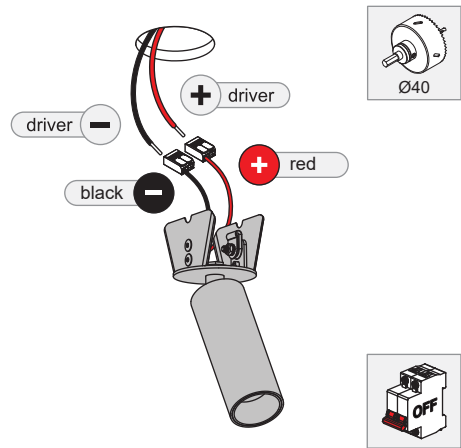


Nyto Semi-Recessed Adjustable 30 1x LED

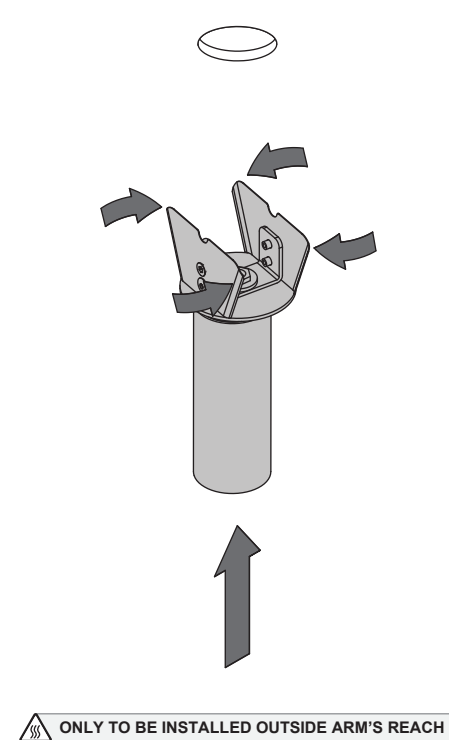
138241XX_138242XX_138244XX_138245XX

1.1 INSTALLATION

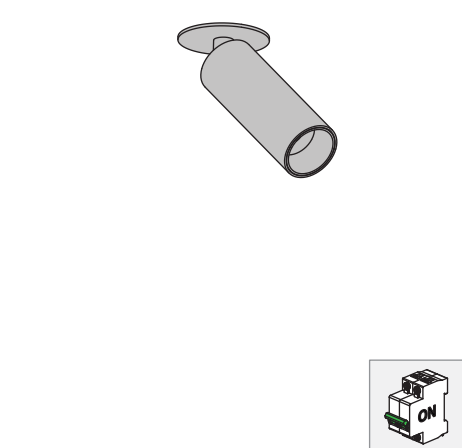


| ELECTRICAL SPECS LED-FIXTURE | | | |
|---|-----------------|----------|--------------|
| Drive Current (mA) | Forward Voltage | | Power (W) |
| | min (Vf) | max (Vf) | |
| 350 | 15.4 | 18.8 | 6 |
| + RED | | - BLACK | |
| For serial connection, respect polarity! Not suited for connection to mains voltage. Combine with a Modular LED-driver. | | | |

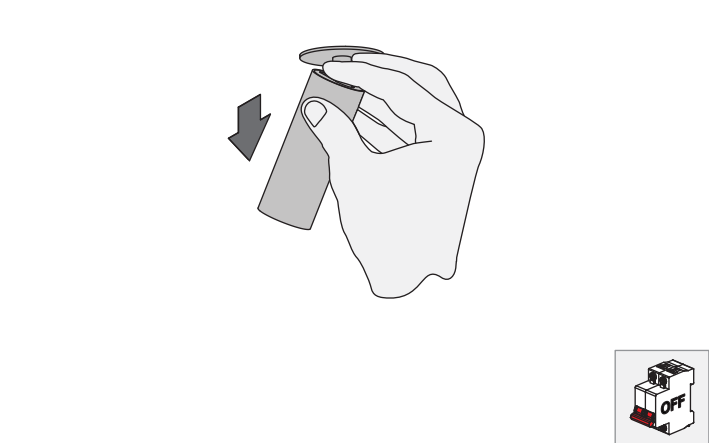
1.2 INSTALLATION



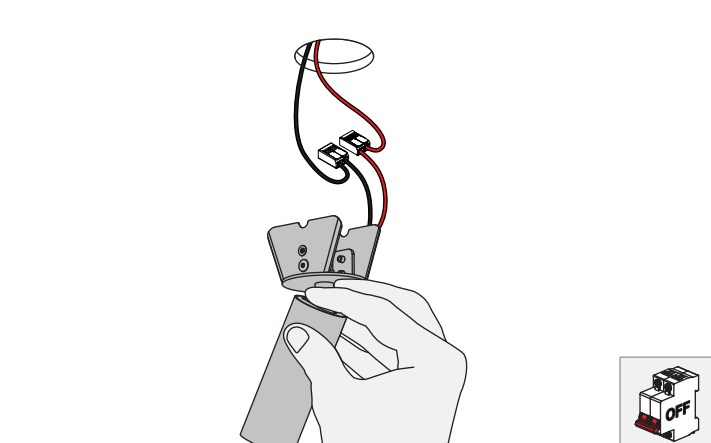
1.3 INSTALLATION



2.1 UNINSTALL

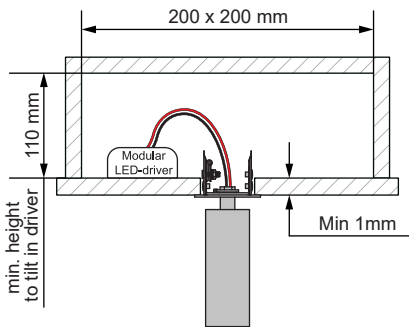


2.2 UNINSTALL

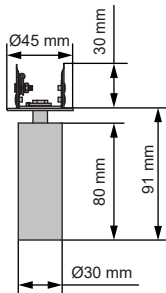
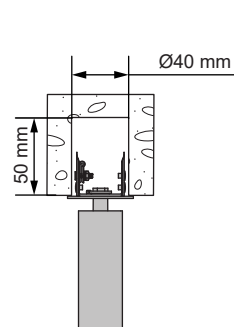


Minimum volume requirement

With driver in false ceiling:



In concrete:



Replace protective shield when broken. The luminaire shall only be used complete with its protective shield.
Reference number: 1016387 (medium), 1016388 (flood), 1016389 (wide flood).



LIGHT SOURCE - DO NOT TOUCH LED

Touching the LED can result in permanent damage of the light source. The light source and/or driver contained in this luminaire shall only be replaced by the manufacturer or his service agent or a similar qualified person.



PREVENTING ELECTROSTATIC DAMAGE

A discharge of static electricity may damage sensitive components. Therefore do not touch the LED nor the stripped parts of the wires with bare hands. Always be properly insulated by using ESD gloves.

DRIVERS & ACCESSORIES

For latest version of driver matrix and available accessories check www.supermodular.com or connect with your sales contact.