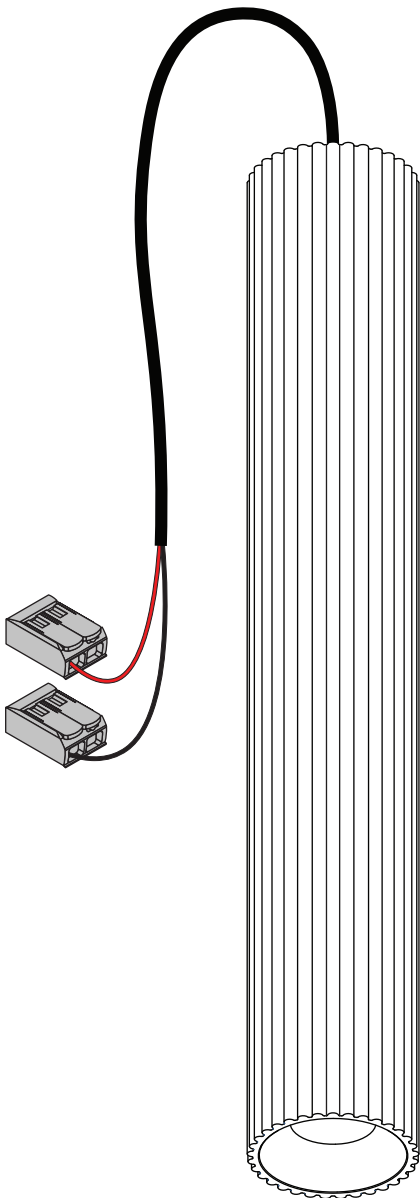




EXTRUDED STRIPPED SUSPENDED 46 1xLED FLOOD DE

137900XX_137901XX_137903XX_137904XX_137906XX_137907XX

EXTRUDED STRIPPED LED MODULE



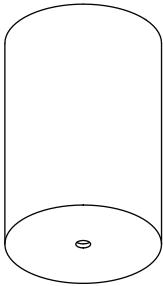
ELECTRICAL SPECS LED-FIXTURE

Drive Current (mA)	Forward Voltage		Power (W)
	min (Vf)	max (Vf)	
350	15,4	18,8	6,0
500	15,8	19,4	8,8
 RED		 BLACK	
For serial connection, respect polarity! Not suited for connection to mains voltage. Combine with a Modular LED-driver.			

EXTRUDED STRIPPED CEILING SOLUTIONS - NOT INCLUDED

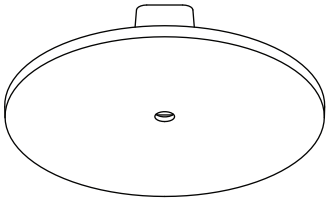
OPTION 1 CONNECTION HOUSING SURFACE DE Ø52mm H78mm

137911XX



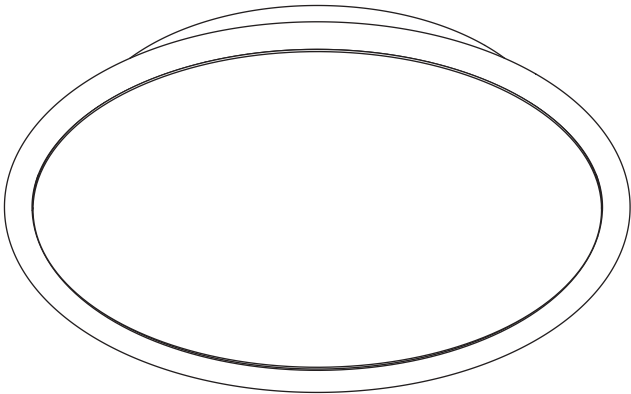
OPTION 2 CONNECTION HOUSING SEMI-RECESSED DE Ø89mm H3,5mm

137910XX



OPTION 3 KOMPAS ROUND SURFACE 340 Ø340mm H52mm

1357XXXX



Replace protective shield when broken. The luminaire shall only be used complete with its protective shield.
Reference number: 1014457



LIGHT SOURCE - DO NOT TOUCH LED

Touching the LED can result in permanent damage of the light source. The light source contained in this luminaire shall only be replaced by the manufacturer or his service agent or a similar qualified person.



PREVENTING ELECTROSTATIC DAMAGE

A discharge of static electricity may damage sensitive components. Therefore do not touch the LED nor the stripped parts of the wires with bare hands. Always be properly insulated by using ESD gloves.