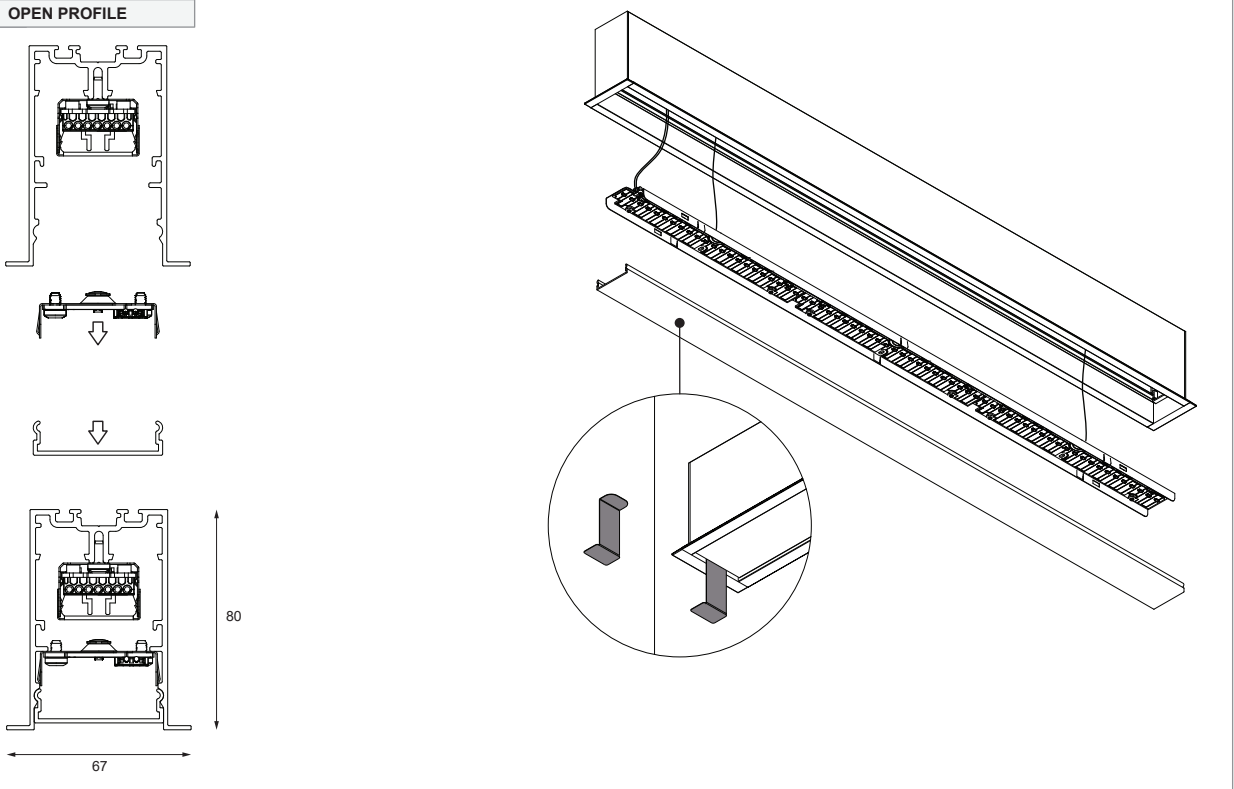


SLD50 flange - general installation manual

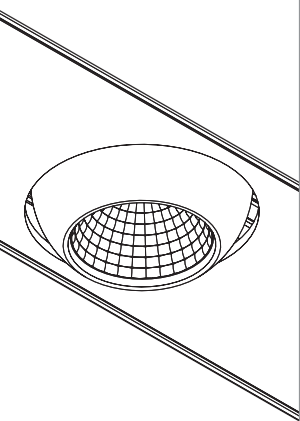
93560105_93560109_93560132

OPEN PROFILE



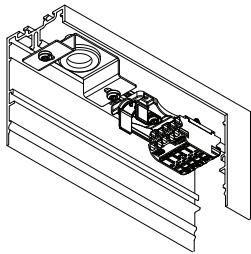
EYEBALL

ONLY TO BE INSTALLED
OUTSIDE ARM'S REACH

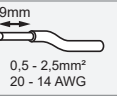
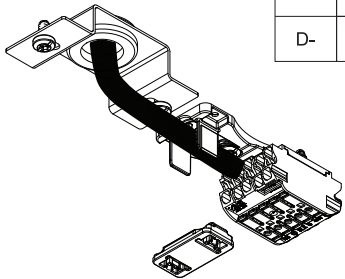


DO NOT TOUCH
REFLECTOR

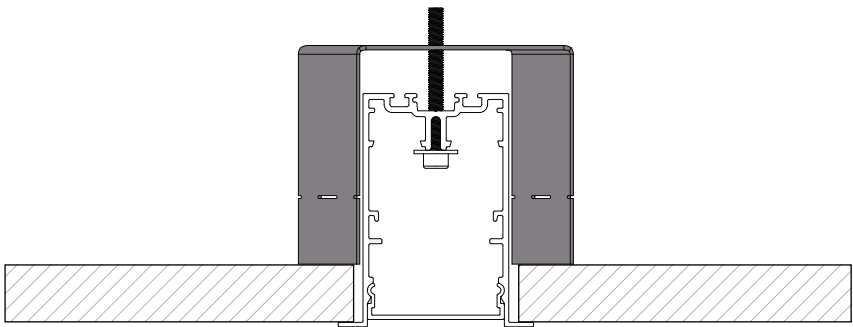
CONNECTION



N	BLUE
L	BROWN
⊕	GREEN YELLOW
D+	RED
D-	BLACK



RECESSED FLANGE



SEE INSTRUCTION MANUALS



On site conditions (e.g. heat, humidity, ...) can lead to expansion of the diffuser. Therefore onsite shortening of the diffuser can be required



Replace protective shield when broken. The luminaire shall only be used complete with its protective shield.
Reference number: SLD50 Poly In (1012155) - SLD50 Prismatic (1012157) - SLD50 Poly Out (1012157)



LIGHT SOURCE - DO NOT TOUCH LED

Touching the LED can result in permanent damage of the light source. The light source contained in this luminaire shall only be replaced by the manufacturer or his service agent or a similar qualified person.



PREVENTING ELECTROSTATIC DAMAGE

A discharge of static electricity may damage sensitive components. Therefore do not touch the LED nor the stripped parts of the wires with bare hands. Always be properly insulated by using ESD gloves.