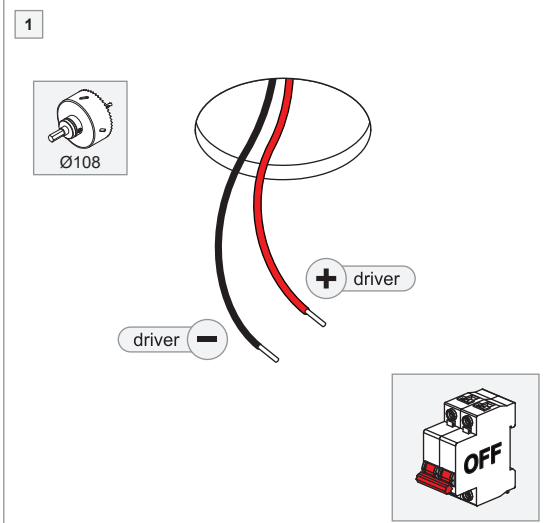
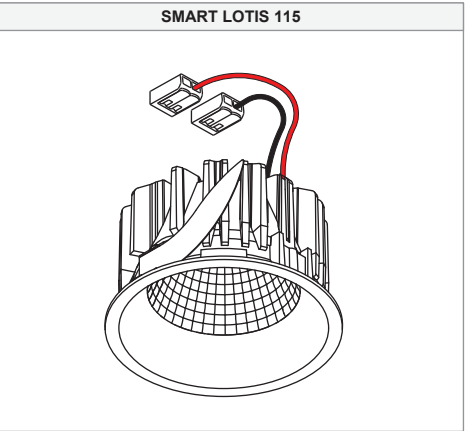
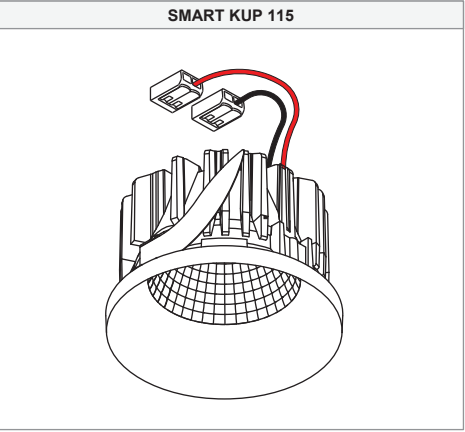
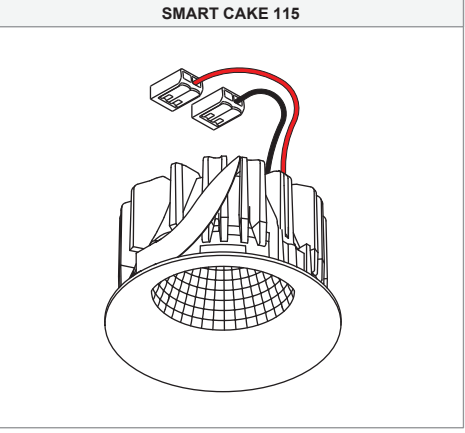


# Smart Cake/Kup/Lotis 115 LED DE

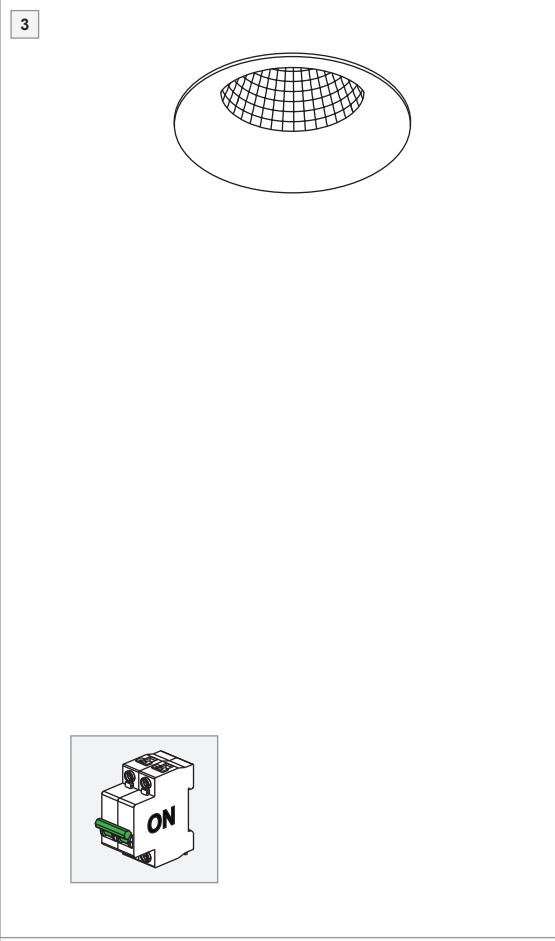
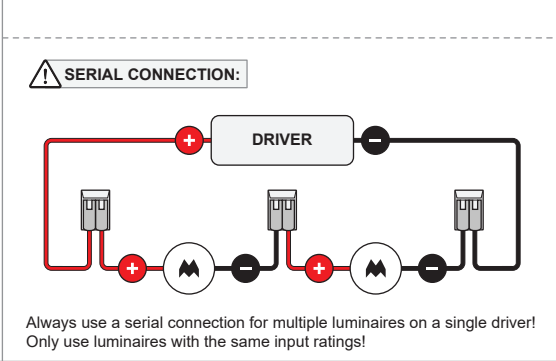
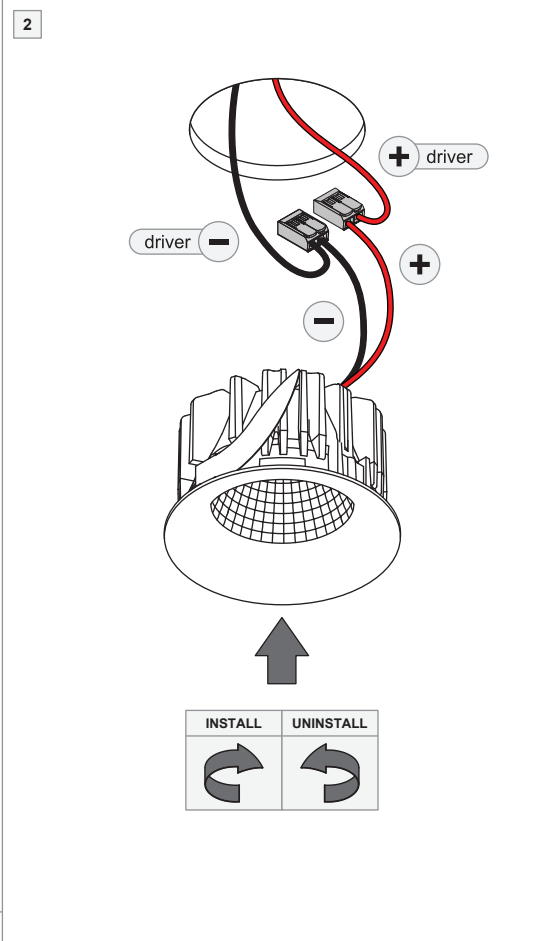
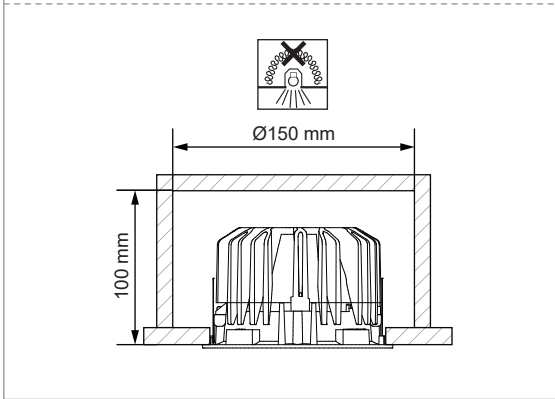
127400XX-(B1)\_127401XX\_127402XX\_127410XX\_127411XX\_127412XX\_127413XX\_127414XX\_127415XX\_127416XX\_127417XX\_127418XX\_127500XX\_127501XX\_127502XX\_127510XX\_127511XX\_127512XX\_127513XX\_127514XX\_127515XX\_127516XX\_127517XX\_127518XX\_127600XX\_127601XX\_127602XX\_127610XX\_127611XX\_127612XX\_127613XX\_127614XX\_127615XX\_127616XX\_127617XX\_127618XX



ELECTRICAL SPECS LED-FIXTURE			
Drive Current (mA)	Forward Voltage		Power (W)
	min (Vf)	max (Vf)	
350	28,3	32,9	10,7
500	29,0	33,6	15,7
700	29,7	34,5	22,5

+ RED      - BLACK

For serial connection, respect polarity!  
 Not suited for connection to mains voltage.  
 Combine with a Modular LED-driver.



**⚡ LIGHT SOURCE - DO NOT TOUCH LED**

Touching the LED can result in permanent damage of the light source. The light source contained in this luminaire shall only be replaced by the manufacturer or his service agent or a similar qualified person.

**⚡ PREVENTING ELECTROSTATIC DAMAGE**

A discharge of static electricity may damage sensitive components. Always be properly grounded when touching leads or circuitry inside the luminaire. Use a wrist strap connected by a ground cord to the housing. Avoid touching the light sources with bare hands.

**DRIVERS & ACCESSORIES**

For latest version of driver matrix and available accessories check [www.supermodular.com](http://www.supermodular.com) or connect with your sales contact.