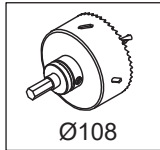
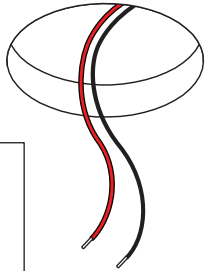


Smart Lotis Adjustable Ø115 LED GE

127810XX_127813XX

1

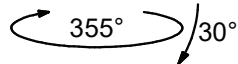
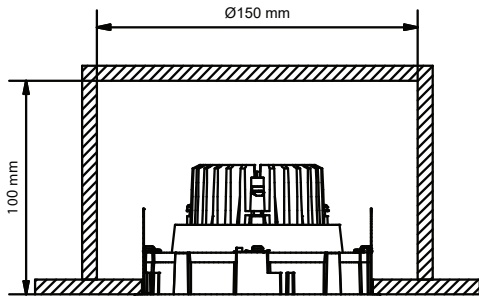


ELECTRICAL SPECS LED-FIXTURE

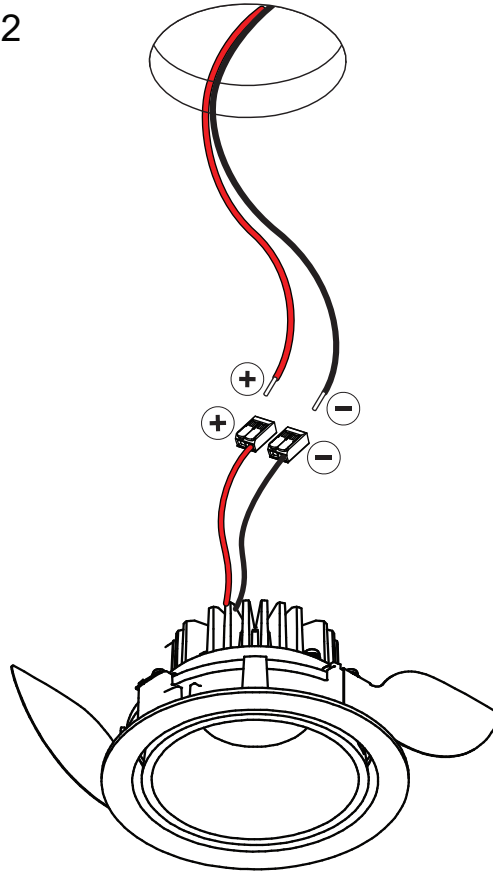
Drive Current (mA)	Forward Voltage		Power (W)
	min (Vf)	max (Vf)	
350	13,2	15,0	5,0
500	13,7	15,4	7,2
700	14,2	16,0	10,6

⊕ RED ⊖ BLACK

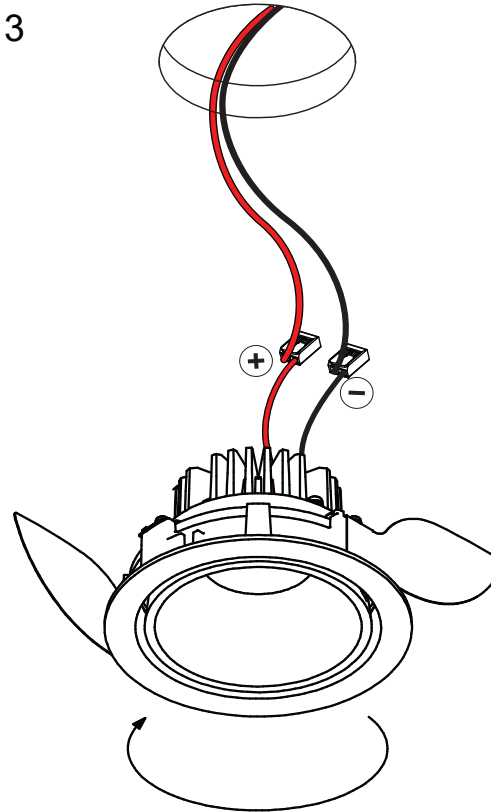
For serial connection, respect polarity!
Not suited for connection to mains voltage.
Combine with a Modular LED-driver.




2



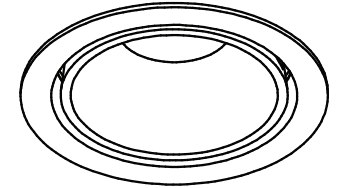
3



install : Twist clockwise
uninstall: Twist counterclockwise



4



LIGHT SOURCE - DO NOT TOUCH LED

Touching the LED can result in permanent damage of the light source. The light source contained in this luminaire shall only be replaced by the manufacturer or his service agent or a similar qualified person.



PREVENTING ELECTROSTATIC DAMAGE

A discharge of static electricity may damage sensitive components. Always be properly grounded when touching leads or circuitry inside the luminaire. Use a wrist strap connected by a ground cord to the housing. Avoid touching the light sources with bare hands.

DRIVERS & ACCESSORIES

For latest version of driver matrix and available accessories check www.supermodular.com or connect with your sales contact.

