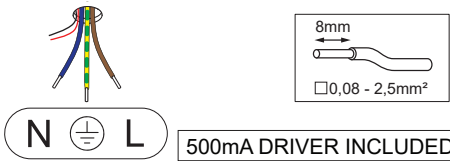
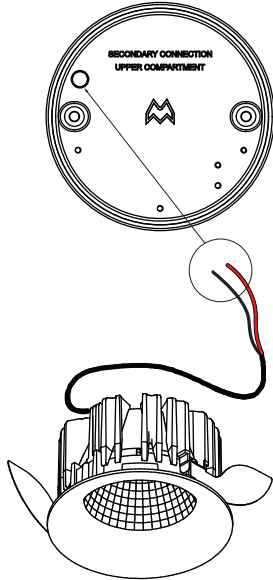


Smart surface tubed 115 LED GI

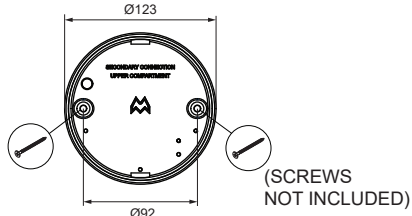
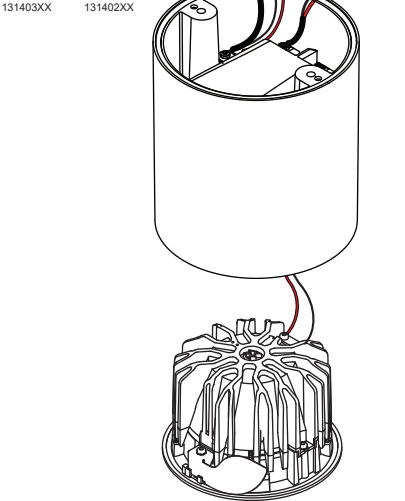
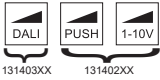
131401XX_131402XX_131403XX

VISUALIZATION WITH 'SMART CAKE'
READ 'CAN BE USED WITH
SMART 115 FIX GE'
FIXTURE NOT INCLUDED

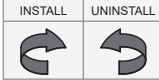
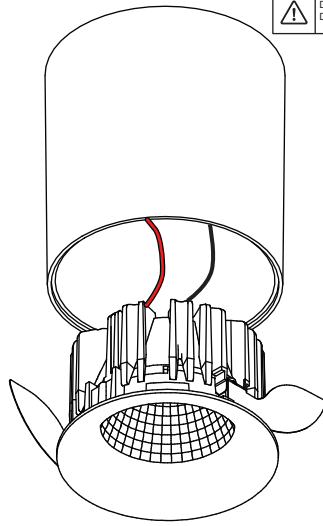
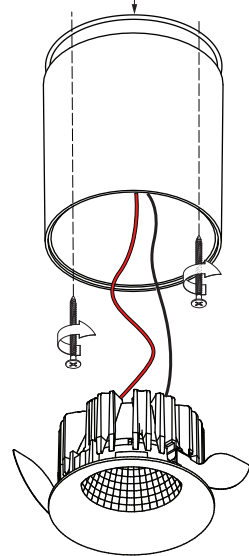
Disconnect fixture connectors
and pull wires through opening



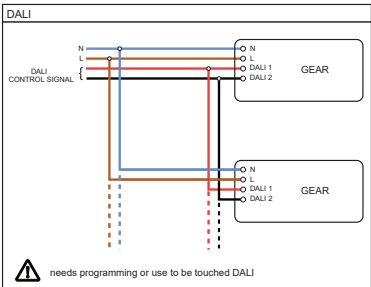
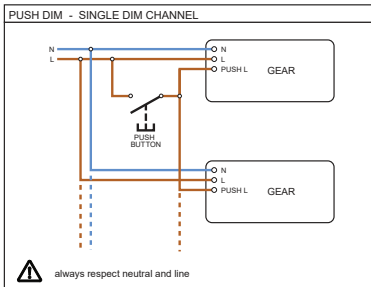
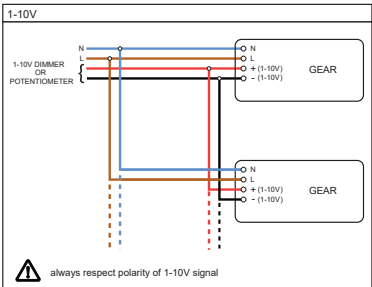
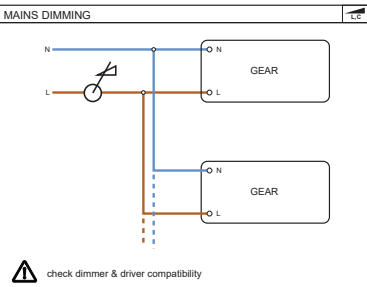
connect dim-wiring
to gear for:



IP54 only when used with included O-ring
and combined with 'Smart 115 IP54' fixture



DO NOT MODIFY
DRIVER SETTINGS



LIGHT SOURCE - DO NOT TOUCH LED

Touching the LED can result in permanent damage of the light source. The light source contained in this luminaire shall only be replaced by the manufacturer or his service agent or a similar qualified person.



PREVENTING ELECTROSTATIC DAMAGE

A discharge of static electricity may damage sensitive components. Therefore do not touch the LED nor the stripped parts of the wires with bare hands. Always be properly insulated by using ESD gloves.

CAN BE USED WITH:
Smart 115 (IP*) LED GE
Smart 115 adjustable LED GE

CAN NOT BE USED WITH:
Smart 115 adjustable warmdim LED GE

