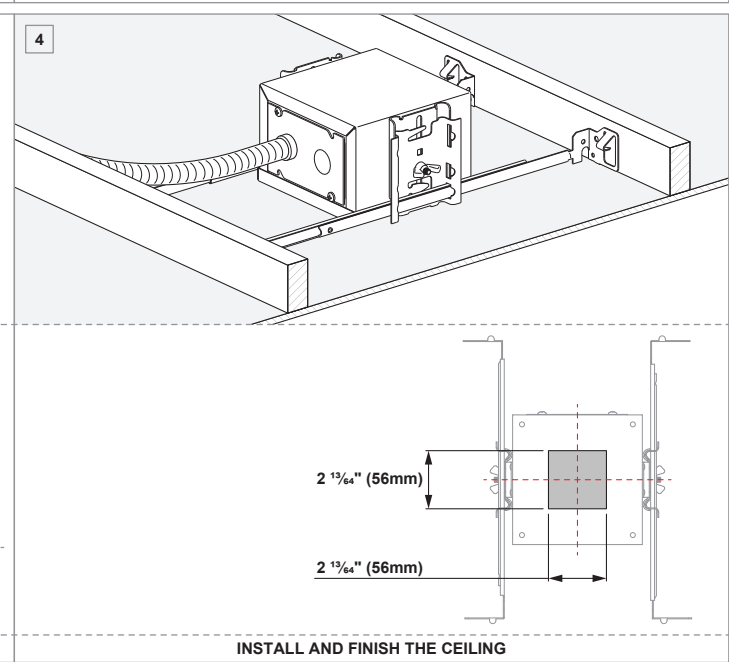
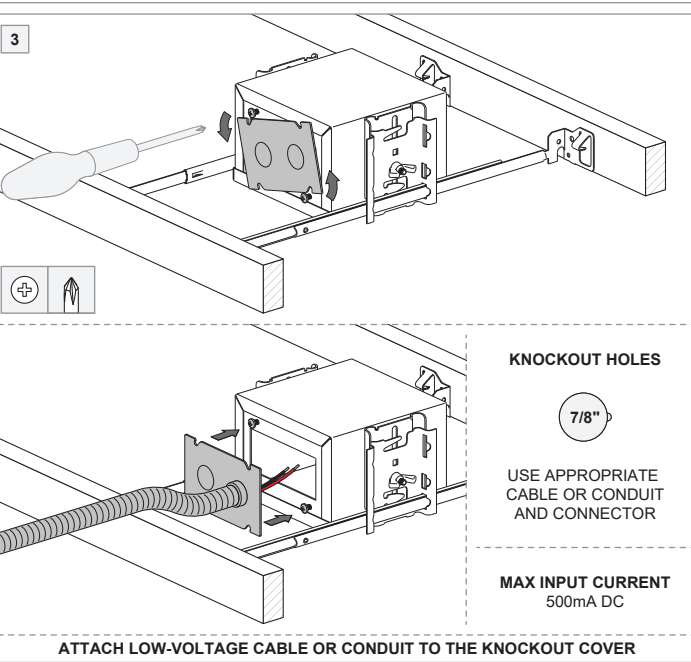
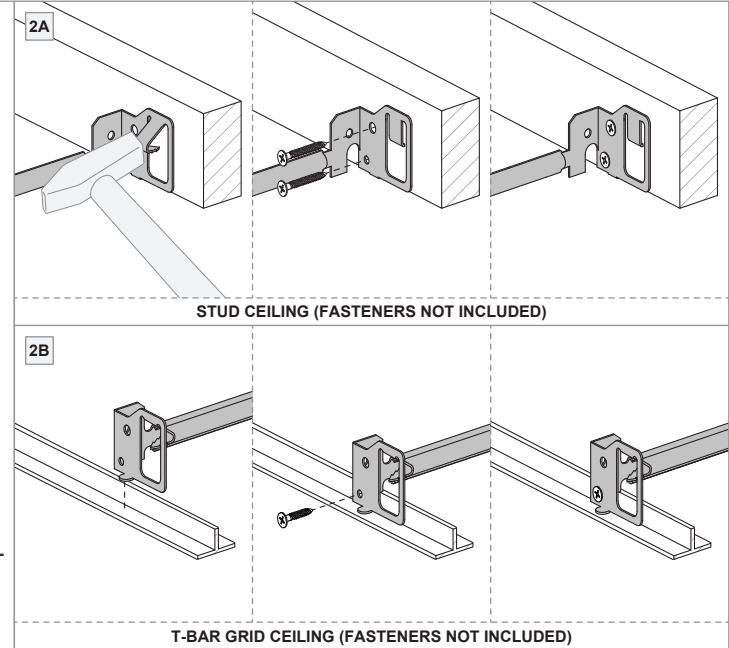
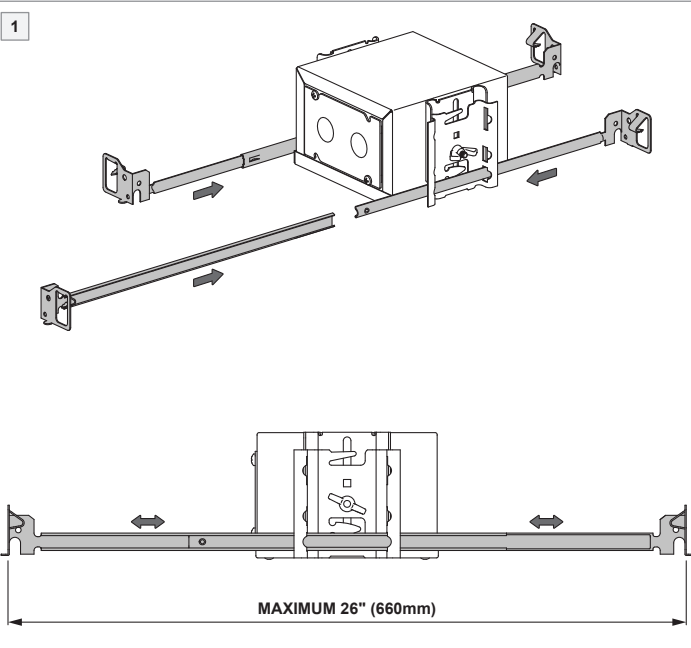



IC-BOX Qbini 1x LED for remote driver 500mA

US_12068301



MUST BE COMBINED WITH (NOT INCLUDED)

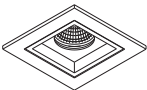


QBINI FRAME 1X & QBINI LIGHT ENGINE *

* ALL COMPATIBLE LIGHT ENGINES
SEE MARKING ON IC-BOX

* VOLTAGE & POWER RATINGS
SEE MARKING ON LIGHT ENGINE
OR INDIVIDUAL INSTRUCTIONS

INSTALLATION: SEE INDIVIDUAL INSTRUCTIONS



LED RECESSED LUMINAIRE BOX - TYPE IC

- Read all instructions.
- Save these instructions.

BASIC SAFETY PRECAUTIONS

- Min. 95°C supply conductors.
- Inherently protected.
- Use only with Class 2 power unit.
- Only make Class 2 connections inside the box.



PREVENTING ELECTROSTATIC DAMAGE

A discharge of static electricity may damage sensitive components. Always be properly grounded when touching leads or circuitry inside the luminaire. Use a wrist strap connected by a ground cord to the housing. Avoid touching the light sources with bare hands.

LIGHT ENGINES & ACCESSORIES

For latest version of all light engines and available accessories check www.supermodular.us or connect with your sales contact.

Meets the Airtight Energy Codes:
"ultra airtight IC (<0.2 cfm)"

