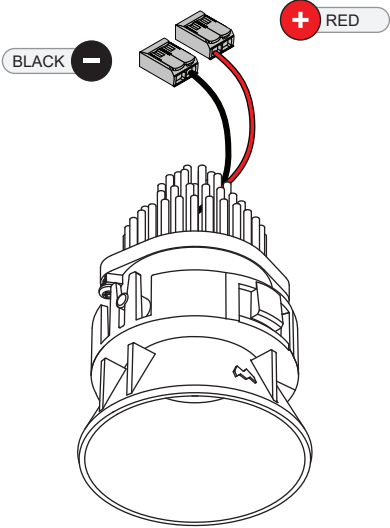


TETRIX Oblique 62 1xLED WD DE

137410XX_137411XX

TETRIX Oblique 62



WARM DIM

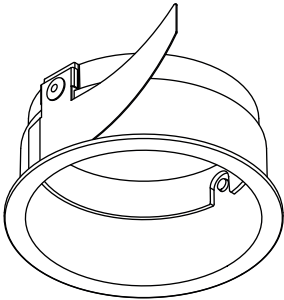
ELECTRICAL SPECS LED-FIXTURE

Drive Current (mA)	Forward Voltage		Power (W)
	min (Vf)	max (Vf)	
250	29,5	35,8	8,3
+ RED		- BLACK	

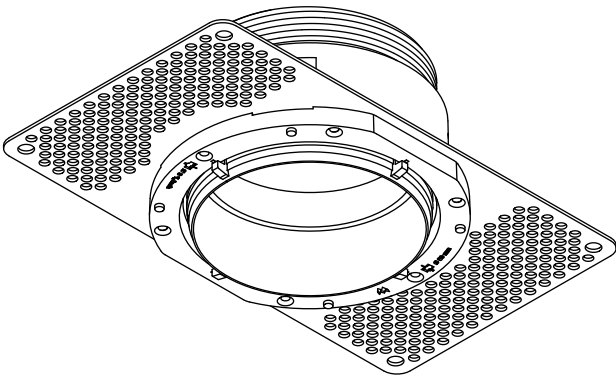
For serial connection, respect polarity!
Not suited for connection to mains voltage.
Combine with a Modular LED-driver.

SHOULD BE USED WITH

TETRIX frame round 74
135100XX



TRIMLESS RING Ø62
13515430




OPTICAL ACCESSORIES

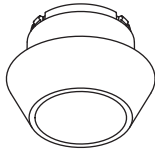
HONEYCOMB Ø33
13515132



SNOOT Ø32
135150XX



LC Ø44
135152XX



LIGHT SOURCE - DO NOT TOUCH LED

Touching the LED can result in permanent damage of the light source. The light source contained in this luminaire shall only be replaced by the manufacturer or his service agent or a similar qualified person.



PREVENTING ELECTROSTATIC DAMAGE

A discharge of static electricity may damage sensitive components. Therefore do not touch the LED nor the stripped parts of the wires with bare hands. Always be properly insulated by using ESD gloves.

DRIVERS & ACCESSORIES

For latest version of driver matrix and available accessories check www.supermodular.com or connect with your sales contact.