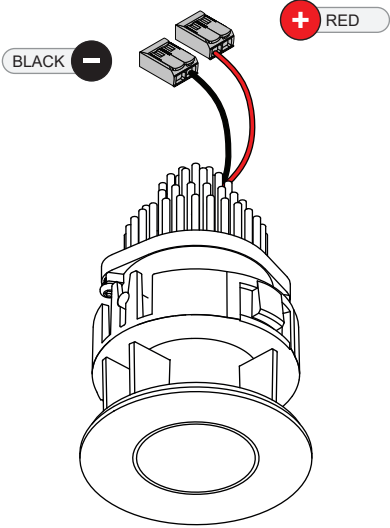




TETRIX Pinhole 62 1xLED SPOT DE

137340XX_137341XX_137342XX

TETRIX Pinhole 62

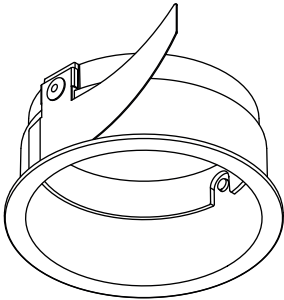


ELECTRICAL SPECS LED-FIXTURE

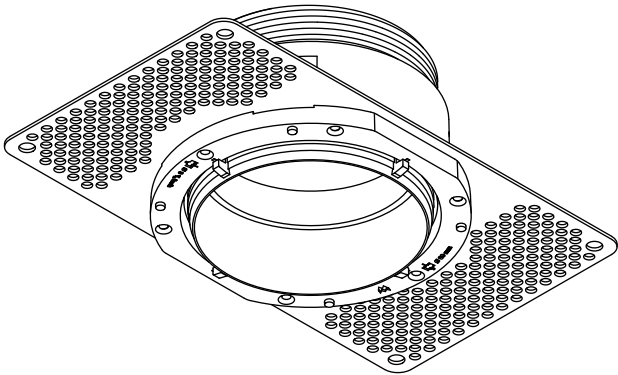
Drive Current (mA)	Forward Voltage		Power (W)
	min (Vf)	max (Vf)	
350	11,2	13,2	4,1
500	11,2	13,2	6,1
 RED		 BLACK	
For serial connection, respect polarity! Not suited for connection to mains voltage. Combine with a Modular LED-driver.			

SHOULD BE USED WITH

TETRIX frame round 74
135100XX



TRIMLESS RING Ø62
13515430



LIGHT SOURCE - DO NOT TOUCH LED

Touching the LED can result in permanent damage of the light source. The light source contained in this luminaire shall only be replaced by the manufacturer or his service agent or a similar qualified person.



PREVENTING ELECTROSTATIC DAMAGE

A discharge of static electricity may damage sensitive components. Therefore do not touch the LED nor the stripped parts of the wires with bare hands. Always be properly insulated by using ESD gloves.

DRIVERS & ACCESSORIES

For latest version of driver matrix and available accessories check www.supermodular.com or connect with your sales contact.

