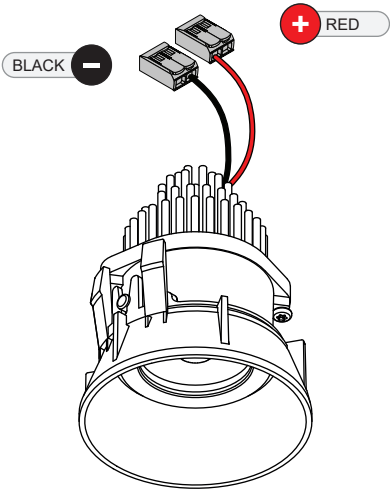


TETRIX Adjustable 62 1xLED SPOT DE

137330XX_137331XX_137332XX

TETRIX Adjustable 62



ELECTRICAL SPECS LED-FIXTURE

Drive Current (mA)	Forward Voltage		Power (W)
	min (Vf)	max (Vf)	
350	11,2	13,2	4,1
500	11,2	13,2	6,1

RED

BLACK

For serial connection, respect polarity!
Not suited for connection to mains voltage.
Combine with a Modular LED-driver.



LIGHT SOURCE - DO NOT TOUCH LED

Touching the LED can result in permanent damage of the light source. The light source contained in this luminaire shall only be replaced by the manufacturer or his service agent or a similar qualified person.



PREVENTING ELECTROSTATIC DAMAGE

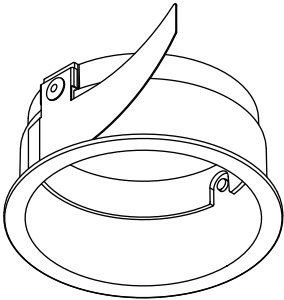
A discharge of static electricity may damage sensitive components. Therefore do not touch the LED nor the stripped parts of the wires with bare hands. Always be properly insulated by using ESD gloves.

DRIVERS & ACCESSORIES

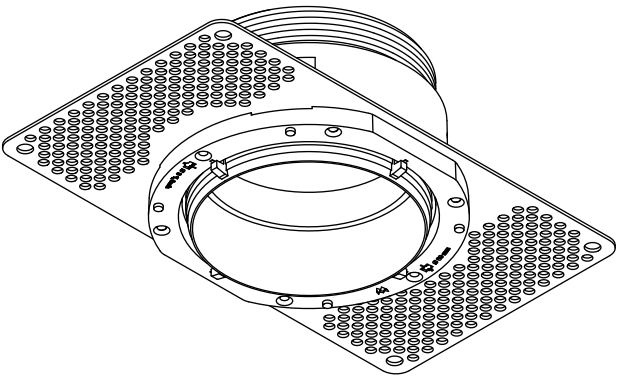
For latest version of driver matrix and available accessories check www.supermodular.com or connect with your sales contact.

SHOULD BE USED WITH

TETRIX frame round 74
135100XX



TRIMLESS RING Ø62
13515430



OPTICAL ACCESSORIES

HONEYCOMB Ø33
13515132



SNOOT Ø32
135150XX

