



## Smart Lotis Recessed 1.9

### Overview

Like the flower that opens up and welcomes you in, Smart Lotis Recessed brings charm to your space with a simple and elegant design. One of the three Smart designs, Smart Lotis Recessed is a popular spot for a minimalistic expression. In black and white structure and gold finish.

With an outer diameter of 1.9" and an aperture of 1.5 inches, the Smart Lotis 1.9 is compact yet powerful. From concrete ceilings to millwork, Smart 1.9 has many mounting options to fit your application.



### QUICK LINKS

Page 2 [Lamp Specifications](#)

Page 3 [Driver Included Housings Options](#)

Page 4 [Housing Options for Remote Driver](#)

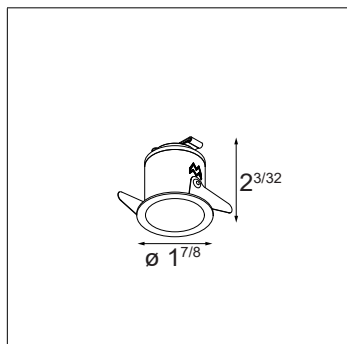
Page 5 [Remote Driver Options](#)

Page 6 [Accessories](#)

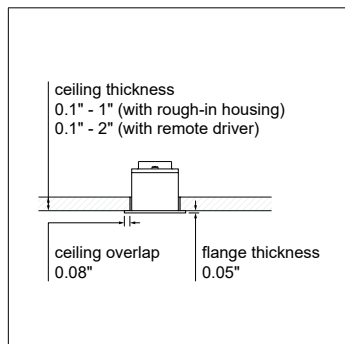
Page 7 [Performance Data](#)

## Lamp Specifications

- Aperture: 1.5"
- Trim material: cast aluminum
- Trim finish: powder coat or wet paint
- Must be combined with Driver Included Housing, Connection Box for Remote Driver or Housing for Remote Driver
- Can optionally be combined with Mask



Smart Lotis 1.9




Flange Information

## Finish Information



Black Structure (BLS)  
Powder Coat (Matte)



White Structure (WHS)  
Powder Coat (Matte)



Gold (GOMT)  
Wet Paint (Matte)

## Ordering Information

SMART-L-R-1.9-1X		-		-		-		-	DE	-		
SMART-L-R-1.9-1X	Smart Lotis Recessed 1.9	MG	Microprismatic Glass	27	2700K	M	Medium (27°)	DP	Damp Location		BLS	Black Structure
				30	3000K							
				35	3500K							
				WD versions		F	Flood (42°)					
WD	Warm Dim 3000K - 1800K											
											GOMT	Gold Matte

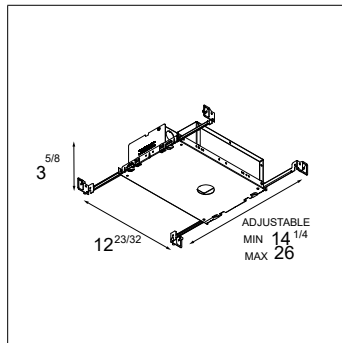
### Driver Included Housing Options

#### IC-UAT Housing

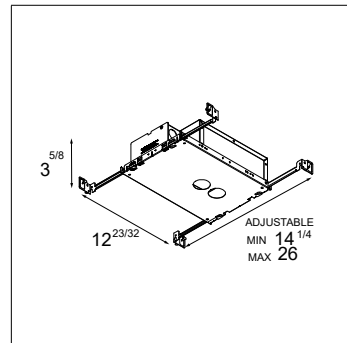
- Material: sheet metal (galvanized steel)
- Driver: included in the housing
- Suitable for 1 lamp unit (1X versions) or 2 lamp units (2X versions)
- IC (insulation contact) rated
- CCEA Chicago Plenum rated & Airtight per ASTM-E283-04
- Access above ceiling is required to service the driver
- Not compatible with warm dim lamp units (WD versions)

#### Non-IC Housing

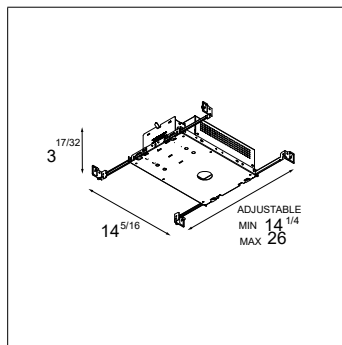
- Material: sheet metal (galvanized steel)
- Driver: included in the housing
- Suitable for 1 lamp unit (1X versions) or 2 lamp units (2X versions)
- For Non-IC (non insulation contact) applications only
- Access above ceiling is required to service the driver
- Not compatible with warm dim lamp units (WD versions)



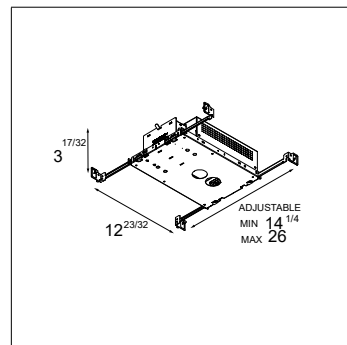
IC-UAT Housing 1X



IC-UAT Housing 2X



Non-IC Housing 1X



Non-IC Housing 2X

### Driver Included Housing Specifications & Ordering Information

Ordering Code	Version	Input	Output	Dim <sup>(2)</sup>	Lamp Type	Connected Load
IC-UAT-SMART-1.9-1X-010P-500	IC-UAT Housing 1X	120-277VAC <sup>(1)</sup>	500mA DC	0-10V, ELV & Triac - 1%	Fixed CCT	6.0W
IC-UAT-SMART-1.9-2X-010P-350	IC-UAT Housing 2X	120-277VAC <sup>(1)</sup>	350mA DC	0-10V, ELV & Triac - 1%	Fixed CCT	7.5W
IC-UAT-SMART-1.9-2X-010P-500	IC-UAT Housing 2X	120-277VAC <sup>(1)</sup>	500mA DC	0-10V, ELV & Triac - 1%	Fixed CCT	10.1W
NON-IC-SMART-1.9-1X-010P-500	Non-IC Housing 1X	120-277VAC <sup>(1)</sup>	500mA DC	0-10V, ELV & Triac - 1%	Fixed CCT	6.0W
NON-IC-SMART-1.9-2X-010P-350	Non-IC Housing 2X	120-277VAC <sup>(1)</sup>	350mA DC	0-10V, ELV & Triac - 1%	Fixed CCT	7.5W
NON-IC-SMART-1.9-2X-010P-500	Non-IC Housing 2X	120-277VAC <sup>(1)</sup>	500mA DC	0-10V, ELV & Triac - 1%	Fixed CCT	10.1W

<sup>(1)</sup> Dimming via ELV & Triac only compatible at 120VAC input

<sup>(2)</sup> Consult the factory for dimmer compatibility

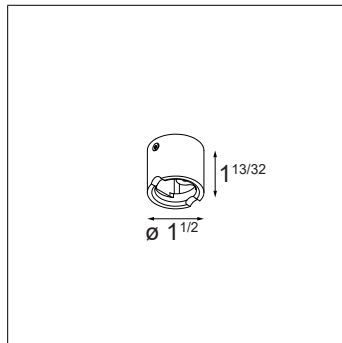
### Housing Options for Remote Driver

#### Connection Box for Remote Driver

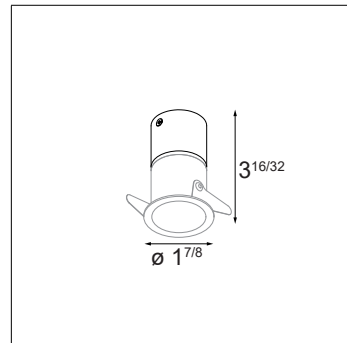
- Material: aluminum
- Driver: not included in the connection box
- Each lamp unit needs its connection box
- IC (insulation contact) rated
- Hole for low-voltage cable connection
- Weight: 0.12lbs
- Must be combined with Remote Driver (specify on page 5)

#### IC-UAT Housing for Remote Driver

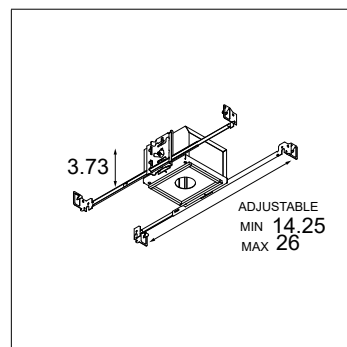
- Material: sheet metal (galvanized steel)
- Driver: not included in the housing
- Each lamp unit needs its own housing
- IC (insulation contact) rated
- CCEA Chicago Plenum rated & Airtight per ASTM-E283-04
- 2 knockout holes for low-voltage conduit or cable connection
- Bar hangers adjustable in height by 1.5" for different mounting heights
- Must be combined with Remote Driver (specify on page 5)



Connection Box for Remote Driver



Smart Lotis 1.9 with Connection Box



IC-UAT Housing For Remote Driver

### Housing Specifications & Ordering Information

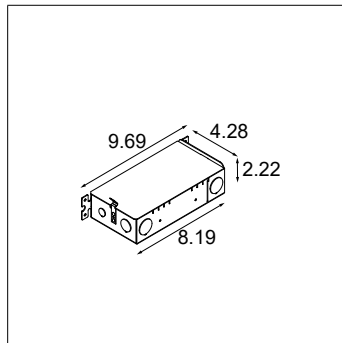
Ordering Code	Version	Compatible Drive Current <sup>(3)</sup>	Compatible Lamp Type
ICB-SMART-1.9-RD-500	IC-UAT Housing for Remote Driver	350mA DC & 500mA DC	Fixed CCT
ICB-SMART-1.9-RD-250	IC-UAT Housing for Remote Driver	250mA DC	Warm Dim
CB-RD-SMART-1.9-DP-500	Connection Box for Remote Driver	500mA DC <sup>(4)</sup>	Fixed CCT
CB-RD-SMART-1.9-DP-350	Connection Box for Remote Driver	350mA DC	Fixed CCT
CB-RD-SMART-1.9-DP-250	Connection Box for Remote Driver	250mA DC	Warm Dim

<sup>(3)</sup> Housing compatible drive current must match Remote Driver output

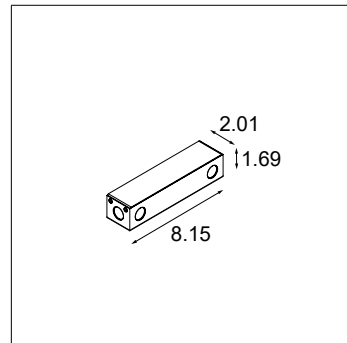
<sup>(4)</sup> Connection Box 500mA version not for use in dwellings

### Remote Driver Options

- Material: sheet metal (galvanized steel)
- Class 2 constant current power supply
- Multiple lamp units can be connected in series to a single driver
- Box can be bottom, side or t-bar mounted
- 4 knockout holes for line voltage conduit or cable connection
- 4 knockout holes for low-voltage conduit or cable connection
- May be placed up to 50ft away using 16AWG wire
- Suitable for damp locations



Remote Driver "A"



Remote Driver "B"

### Remote Driver Specifications & Ordering Information

Ordering Code	Version	Input	Output	Dim <sup>(2)</sup>	Driver Location					Lamp Units <sup>(5)</sup>	
					Recessed IC	Recessed Non-IC	Surface	Cabinet	Under Cabinet	Fixed CCT	Warm Dim
IC-RD-DP-0101-EL-250-30	Remote Driver "A"	120-277VAC	250mA	0-10V - 1%	☑	☐	☑	☑	☑		1 - 2
RD-DP-TE01-250	Remote Driver "B"	120VAC	250mA	ELV & Triac - 0.1%	consult factory						1
NON-IC-RD-DP-010P-250-10	Remote Driver "A"	120-277VAC <sup>(1)</sup>	250mA	0-10V, ELV & Triac - 1%	☐	☑	☑	☑	☑		2
IC-RD-DP-0101-EL-350-30	Remote Driver "A"	120-277VAC	350mA	0-10V - 1%	☑	☐	☑	☑	☑	1 - 5	
NON-IC-RD-DP-010P-350-8	Remote Driver "A"	120-277VAC <sup>(1)</sup>	350mA	0-10V, ELV & Triac - 1%	☐	☑	☑	☑	☑	2	
NON-IC-RD-DP-010P-350-11	Remote Driver "A"	120-277VAC <sup>(1)</sup>	350mA	0-10V, ELV & Triac - 1%	☐	☑	☑	☑	☑	3	
NON-IC-RD-DP-010P-350-14	Remote Driver "A"	120-277VAC <sup>(1)</sup>	350mA	0-10V, ELV & Triac - 1%	☐	☑	☑	☑	☑	4	
IC-RD-DP-0101-EL-500-30	Remote Driver "A"	120-277VAC	500mA	0-10V - 1%	☑	☐	☑	☑	☑	1 - 5	
IC-RD-DP-TE1-500-12	Remote Driver "A"	120VAC	500mA	ELV & Triac - 1%	☑	☐	☑	☑	☑	2	
IC-RD-DP-TE1-500-20	Remote Driver "A"	120VAC	500mA	ELV & Triac - 1%	☑	☐	☑	☑	☑	4	
NON-IC-RD-DP-010P-500-6	Remote Driver "A"	120-277VAC <sup>(1)</sup>	500mA	0-10V, ELV & Triac - 1%	☐	☑	☑	☑	☑	1	
NON-IC-RD-DP-010P-500-16	Remote Driver "A"	120-277VAC <sup>(1)</sup>	500mA	0-10V, ELV & Triac - 1%	☐	☑	☑	☑	☑	3	
NON-IC-RD-DP-010P-500-21	Remote Driver "A"	120-277VAC <sup>(1)</sup>	500mA	0-10V, ELV & Triac - 1%	☐	☑	☑	☑	☑	4	

<sup>(1)</sup> Dimming via ELV & Triac only compatible at 120VAC input

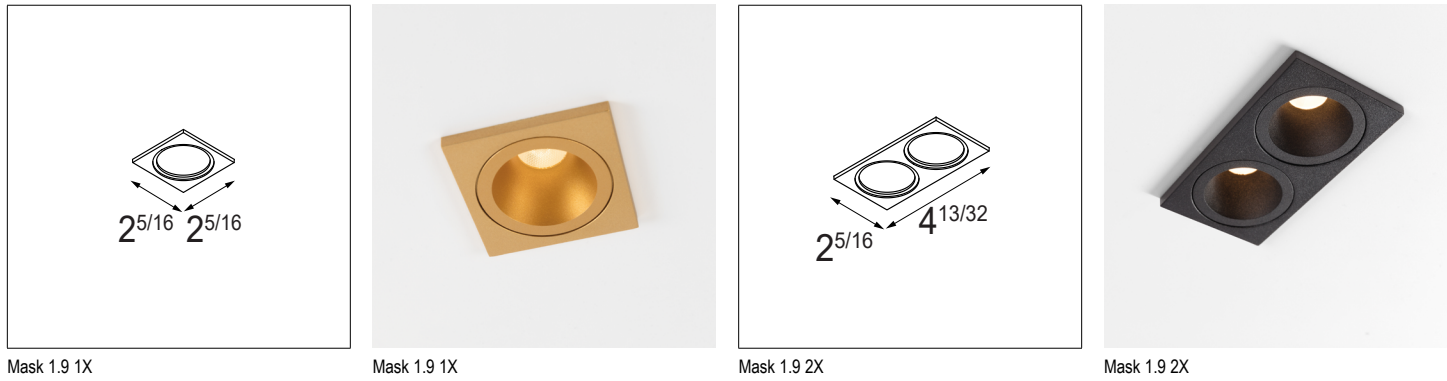
<sup>(2)</sup> Consult the factory for dimmer compatibility

<sup>(5)</sup> Minimum & maximum amount of compatible lamp units, multiple lamp units must be connected in series to a single driver

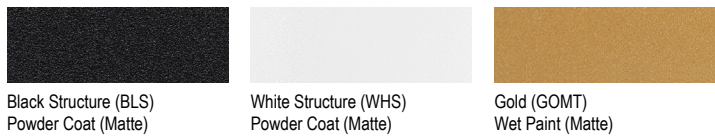
[quick links](#)

Accessories Specifications

- Accessories are optional
- Available for 1 lamp unit (1X versions) or 2 lamp units (2X versions)
- Mask material: cast aluminum
- Mask finish: powder coat or wet paint
- Mask thickness: 0.2"
- Weight: 0.06lbs (1X version), 0.08lbs (2X version)



Finish Information



Ordering Information

SMART-M-1.9		-		-	
SMART-M-1.9	Mask 1.9	1X	For 1 lamp unit	BLS	Black Structure
		2X	For 2 lamp units	WHS	White Structure
				GOMT	Gold Matte

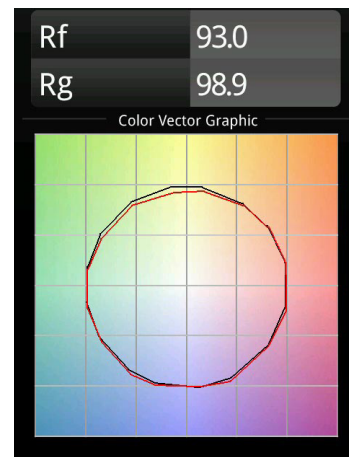
## Smart Lotis Recessed 1.9

### Performance Specifications (per lamp unit)

Lamp Unit	Fixed CCT	Warm Dim
Weight	0.25lbs	0.25lbs
Cut-Out Size	Ø1.75"	Ø1.75"
Location	damp or wet	damp or wet
CRI*	92, R9: 60	97, R9: 95
Lifetime	L80 B20 @ 50,000 hrs	L80 B20 @ 50,000 hrs
UGR	see website	see website

Electrical (typical)	Fixed CCT	Warm Dim
Drive Current (mA DC)	350    500	250
Forward Voltage (V)	8.5    8.8	17.0
LED Power (W)	3.0    4.4	4.3

\* CRI & TM-30 Value for 3000K



For photometric files see website or contact factory.

### Output Specifications (per lamp unit)

Reference Delivered Lumens	CCT	Optics	Drive Current	Finish
305 (ref. 3000K, MG M, 500mA, WHS)	2700K (0.87) 3000K (1.00) 3500K (0.91)	MG M (1.00)	350mA (0.74) 500mA (1.00)	BLS (0.99) WHS (1.00) GOMT (1.03)
172 (ref. 3000K-1800K, MG F, WHS)	3000K - 1800K (1.00)	MG F (1.00)	250mA (1.00)	BLS (0.91) WHS (1.00) GOMT (0.99)

Multipliers are indicated between brackets: ( )

Example calculation, to determine typical output for 2700K, Microprismatic Glass, Medium, 350mA Black Structure: 305 x (0.87) x (1.00) x (0.74) x (0.99) = 194 lumens

### Listings and Certifications

- Listed: cULus
- Damp or wet locations
- CCEA Chicago Plenum (when used with IC-UAT Housing)
- Airtight per ASTM-E283-04 (when used with IC-UAT Housing)



### Warranty

- Visit <https://www.supermodular.com/en-us/warranty/>

quick links