



**MODULAR**  
LIGHTING  
INSTRUMENTS  
— by MLI NA Corporation

Project

Type

Contact

## Smart Kup Recessed 3.2

### Overview

A sharp, slightly protruding rim lines the edge of Smart Kup Recessed. This versatile spot finds its place anywhere and works very well on low ceilings. One of the three Smart designs, Smart Kup Recessed is a popular spot for a minimalist expression. In black and white structure and gold finish.

With an outer flange diameter of 3.2" and an aperture of 3.1 inches, the Smart Kup 3.2 is compact yet powerful. Made from die cast aluminum alloy and offered in a variety of finishes.



### QUICK LINKS

Page 2 - [Lamp Specification](#)

Page 3 - [Driver Integrated Housings](#)

Page 4 - [Housings for Remote Driver](#)

Page 5 - [Remodel Options](#)

Page 6 - [Accessories](#)

Page 7 - [Performance Data](#)






## Smart Kup Recessed 3.2

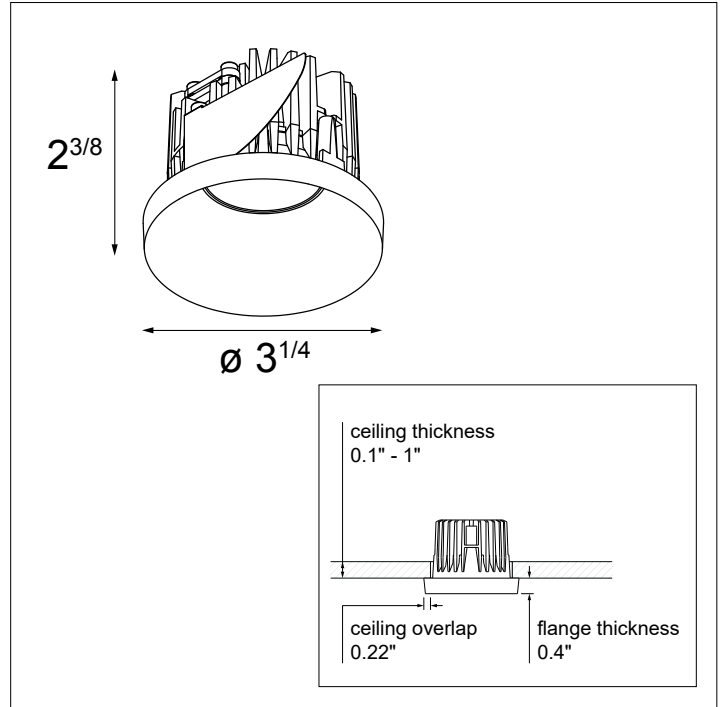
### Lamp Specifications & Ordering Information

- Aperture: 3.1"
- Trim Material: Cast Aluminum
- Trim Finish: Powder Coat or Wet Paint\*
- Must be combined with Housing or NON-IC Remodel Driver

\* Wet Paint is only used for the gold finish

### Lamp Module Finish Options

		
White Structure (WHS) Powder Coat (Matte)	Black Structure (BLS) Powder Coat (Matte)	Gold (GOMT) Wet Paint (Matte)



### Ordering Information

**SMART-K-R-3.2-1X** -

**DE** -

Smart Kup Recessed  
3.2 1x

<b>[blank]</b>	Clear <sup>(1)</sup>	<b>27</b>	2700K
<b>MPG</b>	Microprismatic Glass <sup>(2)</sup>	<b>30</b>	3000K
<b>FRG</b>	Frosted Glass <sup>(3)</sup>	<b>35</b>	3500K
		<b>WD</b>	Warm Dim 3000K - 1800K

<b>S</b>	Spot 17° <sup>(1)</sup>
<b>M</b>	Medium 22° <sup>(1)</sup> /32° <sup>(2)</sup>
<b>F</b>	Flood 40° <sup>(1)</sup> /38° <sup>(2)</sup> /45° <sup>(3)</sup>

#### Warm Dim

<b>M</b>	Medium 24° <sup>(1)</sup> /32° <sup>(2)</sup>
<b>F</b>	Flood 40° <sup>(1)</sup> /42° <sup>(2)</sup> /45° <sup>(3)</sup>

<b>DP</b>	Damp Location
<b>WT</b>	Wet Location

**DE** Driver  
Excluded

<b>WHS</b>	White Structure
<b>BLS</b>	Black Structure
<b>GOMT</b>	Gold Matt

Example Ordering Code

**SMART-K-R-3.2-1X** -

**30M** -

**DP** -

**DE** -

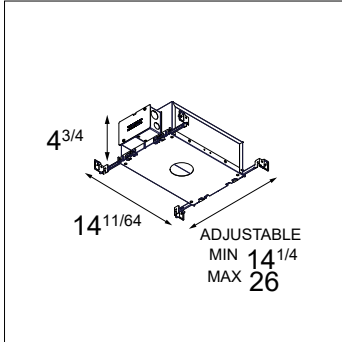
**BLS**

Smart Kup Recessed 3.2 1x, 3000K, medium, damp rated, driver excluded, black structure

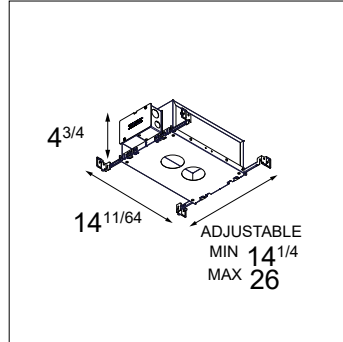
## Housing & Driver Specifications

### Driver Integrated Housing Options

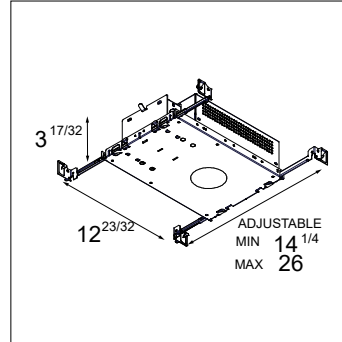
- Material: Sheet metal (galvanized steel)
- Driver: Included in Housing
- CCEA Chicago Plenum rated & Airtight per ASTM-E283-04 (when used with IC-UAT box)



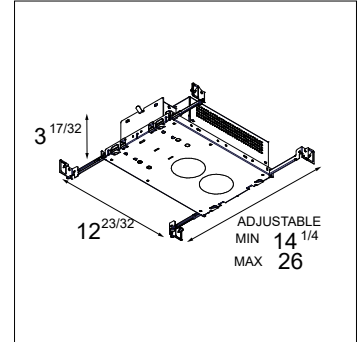
IC-UAT 1X



IC-UAT 2X



Non-IC 1X



Non-IC 2X

### Driver Specifications

DRIVER	OUTPUT CURRENT	INPUT VOLTAGE	DIMMING TYPE	TYPICAL DIMMING LEVEL**	LAMP TYPE	CONNECTED LOAD (TYPICAL)	
						1X	2X
010P-500	500mA	120-277VAC, 120VAC*	0-10V, ELV & Triac	1%	Fixed CCT	10.5 W	21.5 W
0101-EL-500	500mA	120-277VAC	0-10V	1%	Fixed CCT	11.6 W	

\* Dimming via ELV and Triac only compatible at 120VAC

\*\* Consult the factory for dimmer compatibility

### Housing Ordering Information

- **SMART-3.2** -

**NON-IC** Non-IC/  
New Construction\*

**IC-UAT** Insulation Contact  
Rated, ultra air-tight

**1X** Single  
Luminaire

**2X** Double  
Luminaire\*\*

**010P-500** 0-10V/ELV/Triac 500mA

**0101-EL-500** 0-10V 500mA

*! not applicable for Warm Dim*

\* not applicable for Wet Location lamps

\*\* only available with 010P-500 driver option

## Housing & Driver Specifications - contd.

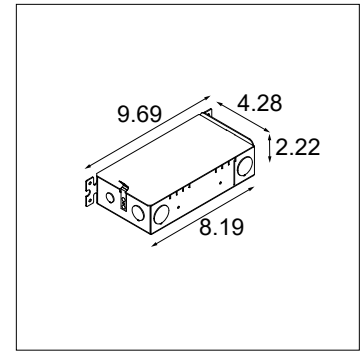
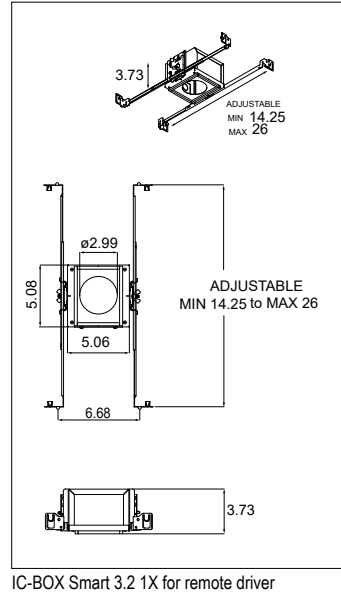
### IC-UAT Housing Options for Remote Driver

- Material: Sheet metal (galvanized steel)
- Driver: Remote. Specify below
  - Material: Sheet metal (galvanized steel)
  - Remote driver box can be bottom, side or t-bar mounted
- CCEA Chicago Plenum rated & Airtight per ASTM-E283-04
- Built in electrical connection box with 2x 7/8" knockout
- Bar hangers adjustable by 1.5" to accommodate different mounting heights or ceiling thicknesses

### Housing Ordering Information

SELECTION ↓	ORDERING CODE	LAMP TYPE	COMPATIBLE DRIVE CURRENT*
	ICB-SMART-3.2-RD-350	Warm Dim	350mA
	ICB-SMART-3.2-RD-500	Fixed CCT	350mA & 500mA

\* Drive current of IC Box must match remote driver current selection



### Remote Driver Options for IC-UAT Housing

#### Remote Driver Information & Ordering

SELECTION ↓	ORDERING CODE	BOX TYPE	DIMMING TYPE	TYPICAL DIMMING LEVEL**	OUTPUT CURRENT	INPUT VOLTAGE	UL LOCATION					SMART LAMP MODULE				
							RECESSED TYPE IC	RECESSED TYPE NON-IC	SURFACE	CABINET UNDER CABINET	CABINET UNDER CABINET	SMART 3.2 WD		SMART 3.2		
												1X	2X	1X	2X	3X
	NON-IC-RD-DP-010P-350-8	B	0-10V, ELV & Triac	1%	350mA	120-277VAC, 120VAC*	-	X	X	X	X	✓	-	✓	-	-
	NON-IC-RD-DP-010P-350-11	B	0-10V, ELV & Triac	1%	350mA	120-277VAC, 120VAC*	-	X	X	X	X	-	-	-	✓	-
	NON-IC-RD-DP-010P-350-14	B	0-10V, ELV & Triac	1%	350mA	120-277VAC, 120VAC*	-	X	X	X	X	-	✓	-	✓	-
	NON-IC-RD-DP-010P-500-16	B	0-10V, ELV & Triac	1%	500mA	120-277VAC, 120VAC*	-	X	X	X	X	-	-	-	✓	-
	NON-IC-RD-DP-010P-500-21	B	0-10V, ELV & Triac	1%	500mA	120-277VAC, 120VAC*	-	X	X	X	X	-	-	-	✓	-
	IC-RD-DP-TE1-500-12	B	ELV & Triac	1%	500mA	120VAC	X	-	X	X	X	-	-	✓	-	-
	IC-RD-DP-TE1-500-20	B	ELV & Triac	1%	500mA	120VAC	X	-	X	X	X	-	-	-	✓	-
	IC-RD-DP-0101-EL-350-30	B	0-10V	1%	350mA	120-277VAC	X	-	X	X	X	✓	✓	✓	✓	✓
	IC-RD-DP-0101-EL-500-30	B	0-10V	1%	500mA	120-277VAC	X	-	X	X	X	-	-	✓	✓	✓

\* Dimming via ELV and Triac only compatible at 120VAC

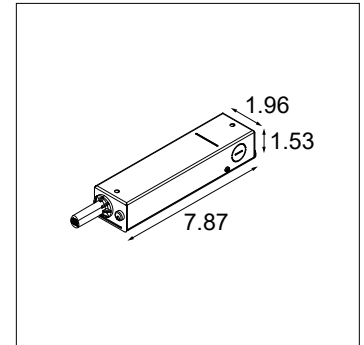
\*\* Consult the factory for dimmer compatibility

\*\*\* Matrix shows combinations of modules that are compatible with various drivers. Compatibility is designated by a box denoted with an "✓"

## Housing & Driver Specifications - cntd.

### NON-IC Remodel Options

- Lamp Module and driver can be installed from below through the ceiling cutout
- Driver must be placed in the ceiling next to the Lamp Module (distance between Driver and Lamp Module: min 10", max 20")
- Required height to tilt the driver through the ceiling cutout: 6" (for ceiling thickness 1/2")
- For Non Insulation Contact applications only
- Only 1 Lamp Module per driver
- Driver: Remote. Specify below
  - Material: Sheet metal (galvanized steel)
  - Includes female connector for connection to fixture
  - See installation instructions for specific mounting requirements
- Built in electrical connection box with 3x 7/8" knockout
- Must be used with MC-RD connector (ordered separately)



Non-IC Remote LED Driver

### Remote Driver Information & Ordering

SELECTION ↓	ORDERING CODE	DIMMING TYPE	TYPICAL DIMMING LEVEL**	OUTPUT CURRENT	INPUT VOLTAGE	CONNECTED LOAD		SMART LAMP MODULE	
						SMART 3.2 WD	SMART 3.2	SMART 3.2 WD 1X	SMART 3.2 1X
	NON-IC-RD-120-DP-010P-350-8	ELV/TRIAC/0-10V	1%	350mA	120VAC	9.7W	8.7W	✓	✓
	NON-IC-RD-120-DP-010P-500-9	ELV/TRIAC/0-10V	1%	500mA	120VAC	-	10.9W	-	✓
	NON-IC-RD-120-DP-010P-700-16	ELV/TRIAC/0-10V	1%	700mA	120VAC	-	15.1W	-	✓
	NON-IC-RD-277-DP-0101-350-8	0-10V	1%	350mA	277VAC	9.7W	8.7W	✓	✓
	NON-IC-RD-277-DP-0101-500-9	0-10V	1%	500mA	277VAC	-	10.9W	-	✓
	NON-IC-RD-277-DP-0101-700-16	0-10V	1%	700mA	277VAC	-	15.1W	-	✓

## ACCESSORIES

### Male Connector for non-IC Remote Driver

- Required
- To be connected to the Lamp Module by a contractor

### Bar Hanger for non-IC Remote Driver

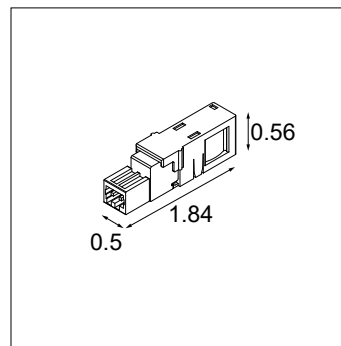
- Optional
- Attaches to the remote driver housing
- Used to span joists or attach to t-bar
- Access above ceiling is required, when the bar hanger is used

### New Construction Frame

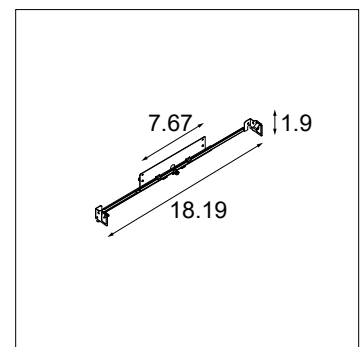
- Optional
- With cutout hole for the Lamp Module
- Used to span joists or attach to t-bar

### Ordering Information

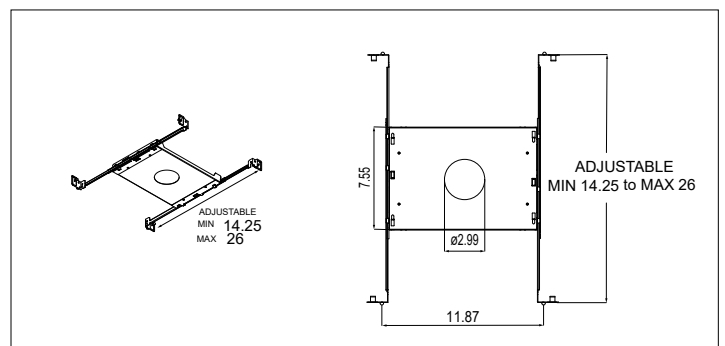
SELECTION ↓	ORDERING CODE	ITEM
	MC-RD	Male Connector for Non-IC Remote LED Driver
	BH-RD	Bar Hanger for Non-IC Remote LED Driver
	NCF-3.0	New Construction Frame 3.0



Male Connector for Non-IC Remote LED Driver



Bar Hanger for Non-IC Remote LED Driver




New Construction Frame 3.0

Accessories Specifications


- Accessories are optional
- Mask Material: Cast Aluminum
- Mask Finish: Powder Coat or Wet Paint\*
- Mask Thickness: 0.2"

\* Wet Paint is only used for the gold finish


Mask Finish Options



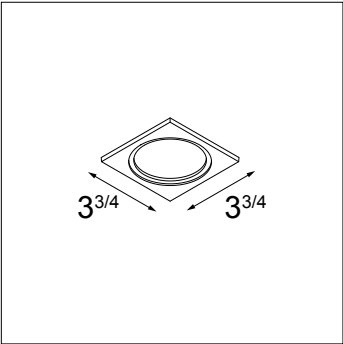
White Structure (WHS)  
 Powder Coat (Matte)



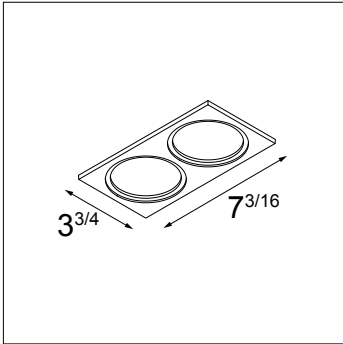
Black Structure (BLS)  
 Powder Coat (Matte)



Gold (GOMT)  
 Wet Paint (Matte)



Single Mask



Double Mask

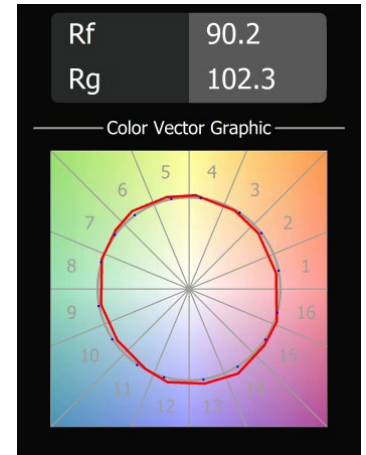
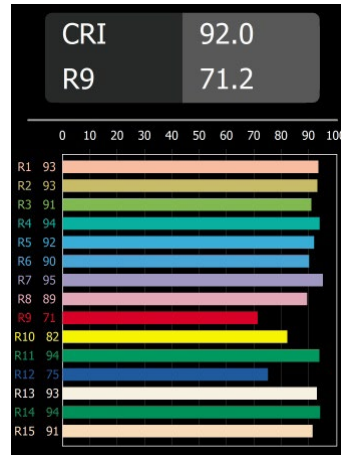


Accessories Ordering Information

SMART-M-3.2		-	-
1X	Single Luminaire	WHS	White Structure
2X	Double Luminaire	BLS	Black Structure
		GOMT	Gold

### Performance Specifications (per lamp)

	Fixed CCT	Warm Dim		
Weight	0.79lbs			
Cut-Out Size	Ø2.75"			
Location	Damp & Wet			
CRI*	92, R9: 71	95, R9: 88		
Lifetime	L80 B20 @ 50.000 hrs			
UGR	see website			
Electrical (typical)				
	Fixed CCT			Warm Dim
	350mA	500mA	700mA	350mA
Vf	14.2V	14.4V	15.1V	17V
Power	5W	7.2W	10.6W	6W



\*CRI & TM-30 Value for 3000K

For photometric files see website or contact factory

### Output Specifications

Reference: 3000K, 40deg (FL), 500mA, White  
Values below are typical  
( ) indicates multipliers

Reference Delivered Lumens	CCT	Optics	Current	Finish
1112	2700K (0.96) 3000K ((1.0) 3500K (1.04)	S (1.0) M (1.0) F (1.0) MPG M (0.98) MPG F (xxx) FRG F (xxx)	350mA (0.74) 500mA (1.0) 700mA (xxx)	WHS (1.0) GOMT (0.94) BLS (0.94)
466	3000K – 1800K (xxx)	M (xxx) F (xxx) MPGM (xxx) MPG F (xxx) FRG F (xxx)	350mA (xxx)	WHS (1.0) GOMT (xxx) BLS (xxx)

Example Calculation

To determine typical output for 2700K, Medium optic, 350mA in Gold:

$1112 \times 0.96 \times 1.0 \times 0.74 \times 0.94 = 742 \text{ lumen}$

### Listings and Certifications

- cUL & UL listed
- CCEA Chicago Plenum rated & Airtight per ASTM-E283-04 (when used with IC-UAT box)

### Warranty

Visit <https://www.supermodular.com/warranty>