

Smart Cake Tube Suspended 4.5

Overview

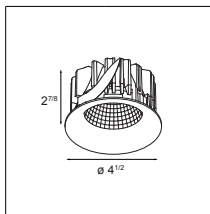


Smart Cake is part of the Smart family. This family's styling is based on our most popular iconic designs. Its gently sloping sides ensure a soft distribution of light.

With an outer diameter of 4.5" and an aperture of 4.5 inches (fixed version) or 3.3 inches (adjustable version), the Smart Cake 4.5 is compact yet powerful. Combined with a suspended tube (cylinder) that is offered in multiple finishes, the beautiful combinations are yours to discover.

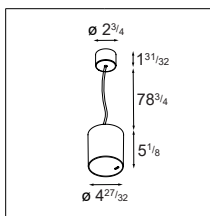
How to Specify (example)

1. Select Lamp Unit → Page 2



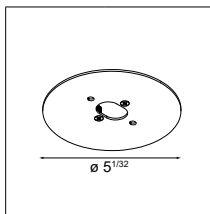
Example: **SMART-C-R-4.5-1X-MG-30F-DP-DE-WHS**
Smart Cake 4.5, fix version, microprismatic glass, 3000K, flood, damp rated, white structure

2. Select Tube → Page 3



Example: **SMARU-SP-4.5-1X-DP-LE/TE-DI-500-BLS**
Tube Suspended 4.5, damp rated, ELV & Triac driver included, 500mA, black structure

3. Select Optional Accessories → Page 4



Example: **BP-C-44-SMART-TSS-4.5-BLS**
Backplate Cover, for 4"x4" octagonal junction box, Tube Suspended 4.5, black structure

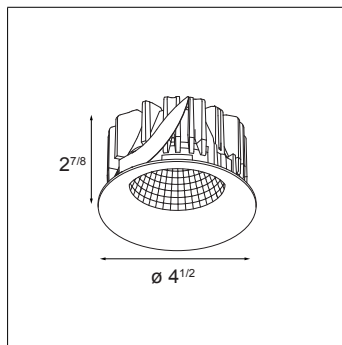
Example order:

Quantity	Item
1	SMART-C-R-4.5-1X-MG-30F-DP-DE-WHS
1	SMARU-SP-4.5-1X-DP-LE/TE-DI-500-BLS
1	BP-C-44-SMART-TSS-4.5-BLS

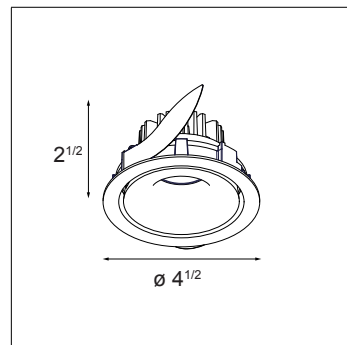
Smart Cake Tube Suspended 4.5

Lamp Specifications

- Aperture: 4.5" (fix version), 3.3" (adjustable version)
- Adjustability: 0-25° (adjustable version only)
- Trim material: cast aluminum
- Trim finish: powder coat or wet paint
- Must be combined with Tube



Smart Cake 4.5 (fix version)




Smart Cake Adjustable 4.5 (adjustable version)

Finish Information



Black Structure (BLS)
Powder Coat (Matte)



White Structure (WHS)
Powder Coat (Matte)



Gold (GOMT)
Wet Paint (Matte)

Ordering Information

SMART-C-R-4.5-1X		-		-		-	DP	-	DE	-		
SMART-C-R-4.5-1X	Smart Cake 4.5 (fix version)	MG	Microprismatic Glass	27	2700K	F	Flood (41°) ⁽²⁾	DP	Damp Location		BLS	Black Structure
		FG	Frosted Glass ⁽¹⁾	30	3000K	M	Medium (25°)				WHS	White Structure
				35	3500K	S	Spot (TBD°) ⁽⁷⁾				GOMT	Gold Matte

SMART-C-R-A-4.5-1X		-		-		-	DP	-	DE	-		
SMART-C-R-A-4.5-1X	Smart Cake Adjustable 4.5 (adjustable version) ⁽³⁾			27	2700K	F	Flood (39°)	DP	Damp Location		BLS	Black Structure
				30	3000K	M	Medium (25°)				WHS	White Structure
				35	3500K	S	Spot (13°)				GOMT	Gold Matte

⁽¹⁾ Frosted Glass can only be combined with a Flood beam angle

⁽²⁾ Frosted Glass version: 37°

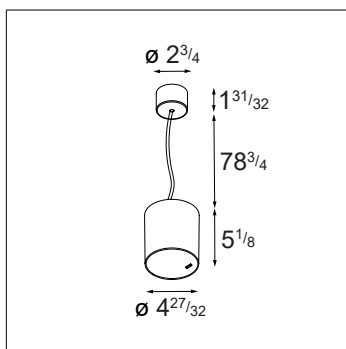
⁽³⁾ Adjustable version is always provided without a Glass

⁽⁷⁾ Available soon

Smart Cake Tube Suspended 4.5

Tube Specifications

- Tube material: cast aluminum
- Tube finish: powder coat
- Canopy material: aluminum
- Canopy finish: powder coat (color matches the color of the tube)
- Cable finish: woven fabric
- Cable color: black
- Cable diameter: 0.3"
- Cable length is field adjustable
- Driver: included in the tube
- Suitable for 1 lamp unit
- Included: plaster finish plate for installation with a 4"x4" octagonal junction box
- Can optionally be combined with Backplate to cover the junction box
- Weight: 3.8lbs




Tube Suspended 4.5

Finish Information



Black Structure (BLS)
Powder Coat (Matte)



White Structure (WHS)
Powder Coat (Matte)

Box Specifications & Ordering Information

Ordering Code	Version	Finish	Input	Output	Dim ⁽⁵⁾	Connected Load
Fix ⁽⁴⁾						
SMARU-SP-4.5-1X-DP-LE/TE-DI-500-BLS	Tube Suspended 4.5	Black Structure	120VAC	500mA DC	ELV & Triac - 1%	19.1W
SMARU-SP-4.5-1X-DP-LE/TE-DI-500-WHS	Tube Suspended 4.5	White Structure	120VAC	500mA DC	ELV & Triac - 1%	19.1W
Adjustable ⁽⁴⁾						
SMARU-A-SP-4.5-1X-DP-LE/TE-DI-500-BLS	Tube Suspended 4.5	Black Structure	120VAC	500mA DC	ELV & Triac - 1%	10.5W
SMARU-A-SP-4.5-1X-DP-LE/TE-DI-500-WHS	Tube Suspended 4.5	White Structure	120VAC	500mA DC	ELV & Triac - 1%	10.5W

⁽⁴⁾ Version must match Lamp version (page 2)

⁽⁵⁾ Consult the factory for dimmer compatibility

Smart Cake Tube Suspended 4.5

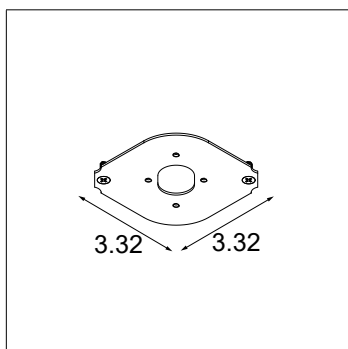
Accessories Specifications

Plaster Finish Plate

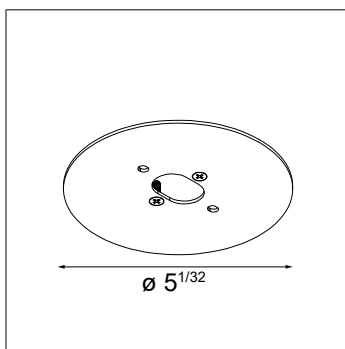
- Always included with the Tube
- An additional Plaster Plate can be ordered, to be delivered in advance

Backplate

- Optional
- Covers a 4"x4" octagonal junction box
- Material: stainless steel
- Finish: powder coat
- Thickness: 0.08"
- Weight: 0.7lbs



Plaster Plate Tube Suspended 4.5




Backplate Tube Suspended 4.5

Finish Information



Black Structure (BLS)
Powder Coat (Matte)



White Structure (WHS)
Powder Coat (Matte)

Ordering Information

PP	-	44	-	SMART-TSS-3.2-4.5
-----------	---	-----------	---	--------------------------

PP	Plaster Finish Plate	44	For 4"x4" octagonal junction box	SMART-TSS-3.2-4.5	Tube Suspended 4.5
-----------	----------------------	-----------	----------------------------------	--------------------------	--------------------

BP-C	-	44	-	SMART-TSS-4.5	-	
-------------	---	-----------	---	----------------------	---	--

BP-C	Backplate Cover	44	For 4"x4" octagonal junction box	SMART-TSS-4.5	Tube Suspended 4.5	BLS	Black Structure
						WHS	White Structure

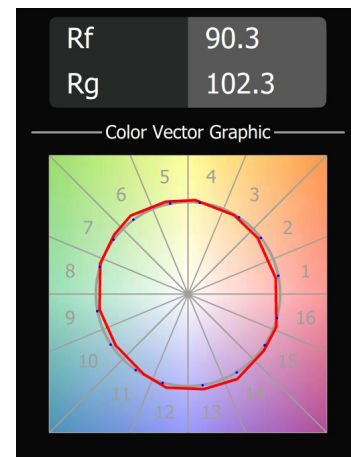
Smart Cake Tube Suspended 4.5

Performance Specifications (per lamp unit)

Lamp Unit	Fix	Adjustable
Weight	1.3lbs	1.0lbs
Adjustability	-	0-25°
Location	damp	damp
CRI*	92, R9: 71	92, R9: 71
Lifetime	L80 B20 @ 50,000 hrs	L80 B20 @ 50,000 hrs
UGR	see website	see website

Electrical (typical)	Fix	Adjustable
Drive Current (mA DC)	500	500
Forward Voltage (V)	31.3	14.4
LED Power (W)	15.7	7.2

* CRI & TM-30 Value for 3000K



For photometric files see website or contact factory.

Output Specifications (per lamp unit)

Reference Delivered Lumens	CCT	Optics	Drive Current	Finish
Fix				
1594 (ref. 3000K, MG F, 500mA WHS)	2700K (0.95) 3000K (1.00) 3500K (1.07)	MG F (1.00) MG M (1.04) MG S (TBD) FG F (0.91)	500mA (1.00)	BLS (0.87) WHS (1.00) GOMT (0.93)
Adjustable				
618 (ref. 3000K, F, 500mA WHS)	2700K (0.96) 3000K (1.00) 3500K (1.04)	F (1.00) M (1.06) S (1.13)	500mA (1.00)	BLS (0.75) WHS (1.00) GOMT (0.91)

Multipliers are indicated between brackets: ()

Example calculation, to determine typical output for Fix, 2700K, Microprismatic Glass, Medium, 500mA Black Structure: $1594 \times (0.95) \times (1.04) \times (1.00) \times (0.87) = 1370$ lumens

Listings and Certifications

- Listed: cULus
- Damp locations



Warranty

- Visit <https://www.supermodular.com/en-us/warranty/>