

Smart Cake Tube Suspended 1.9

Overview

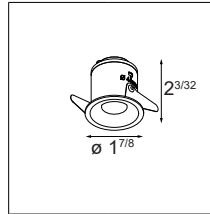


Try all three Smart designs, Kup, Lotis and Cake with the lovely shape of Smart Tube Suspended. Combine a white or black structure cylinder, with designs in black and white structure, or gold finish.

With an outer diameter of 1.9" and an aperture of 1.9 inches, the Smart Cake 1.9 is compact yet powerful. Forming a UL class 2 luminaire when combined with the suspended tube, the installation options are endless.

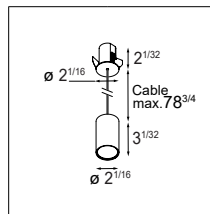
How to Specify (example)

1. Select Lamp Unit → Page 2



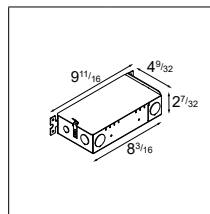
Example: **SMART-C-R-1.9-1X-MG-30M-DP-DE-WHS**
Smart Cake 1.9, microprismatic glass, 3000K, medium, damp rated, white structure

2. Select Tube → Page 3



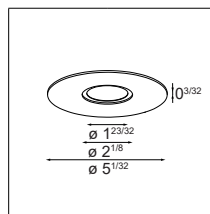
Example: **SMARU-SP-1.9-1X-DP-DE-WHS**
Tube Suspended 1.9, damp rated, white structure

3. Select Remote Driver → Page 4



Example: **NON-IC-RD-DP-010P-500-6**
Remote Driver, NON-IC rated, damp rated, 0-10V, ELV & Triac, 500mA, 6W

4. Select Mounting Accessory (optional) → Page 5



Example: **BP-C-44-SMART-TSS-1.9-MINUDE-WHS**
Backplate Cover, for 4"x4" octagonal junction box, Tube Suspended 1.9, white structure

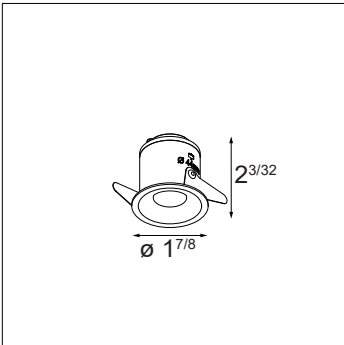
Example order:

Quantity	Item
1	SMART-C-R-1.9-1X-MG-30M-DP-DE-WHS
1	SMARU-SP-1.9-1X-DP-DE-WHS
1	NON-IC-RD-DP-010P-500-6
1	BP-C-44-SMART-TSS-1.9-MINUDE-WHS

Smart Cake Tube Suspended 1.9

Lamp Specifications

- Aperture: 1.9"
- Trim material: cast aluminum
- Trim finish: powder coat or wet paint
- Must be combined with Tube



Smart Cake 1.9

Finish Information



Black Structure (BLS)
Powder Coat (Matte)



White Structure (WHS)
Powder Coat (Matte)



Gold (GOMT)
Wet Paint (Matte)

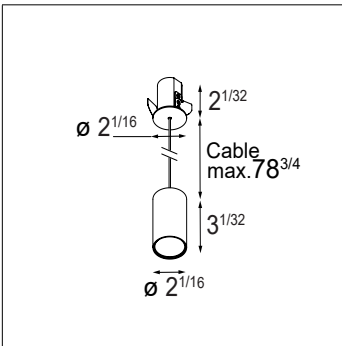
Ordering Information

SMART-C-R-1.9-1X					DP	DE	
SMART-C-R-1.9-1X	Smart Cake Recessed 1.9	MG Microprismatic Glass	27 2700K 30 3000K 35 3500K WD Warm Dim 3000K - 1800K	M Medium (28°) WD versions F Flood (37°)	DP Damp Location		BLS Black Structure WHS White Structure GOMT Gold Matte

Smart Cake Tube Suspended 1.9

Tube Specifications

- Tube material: cast aluminum
- Tube finish: powder coat
- Canopy material: steel
- Canopy finish: powder coat (color matches the color of the tube)
- Cable finish: TPE
- Cable color: black
- Cable diameter: 0.14"
- Cable length is field adjustable
- Driver: not included in the tube
- Must be combined with remote driver (specify on page 4)
- Suitable for 1 lamp unit
- Included: connection box for installation without junction box
- Included: plaster finish plate for installation with a 4"x4" octagonal junction box
- Can optionally be combined with Backplate to cover the junction box (specify on page 5)
- Weight: 0.8lbs




Tube Suspended 1.9 1X

Finish Information



Black Structure (BLS)
Powder Coat (Matte)



White Structure (WHS)
Powder Coat (Matte)

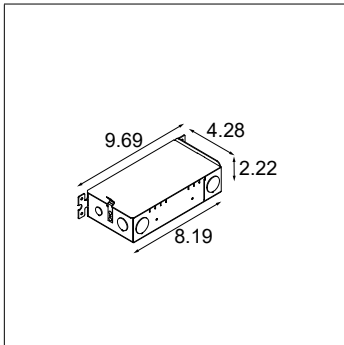
Tube Specifications & Ordering Information

Ordering Code	Version	Finish	Compatible Drive Current ⁽¹⁾	Compatible Lamp Type
SMARU-SP-1.9-1X-DP-DE-BLS	Tube Suspended 1.9 1X	Black Structure	250mA DC, 350mA DC & 500mA DC	Fixed CCT & Warm Dim
SMARU-SP-1.9-1X-DP-DE-WHS	Tube Suspended 1.9 1X	White Structure	250mA DC, 350mA DC & 500mA DC	Fixed CCT & Warm Dim

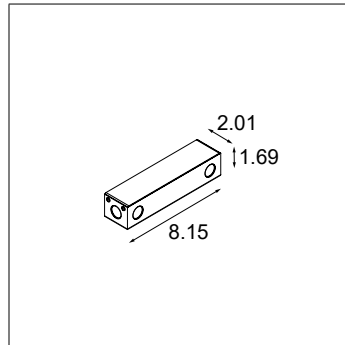
⁽¹⁾ Tube compatible drive current must match Remote Driver output

Remote Driver Specifications

- Material: sheet metal (galvanized steel)
- Class 2 constant current power supply
- Multiple lamp units can be connected in series to a single driver
- Box can be bottom, side or t-bar mounted
- 4 knockout holes for line voltage conduit or cable connection
- 4 knockout holes for low-voltage conduit or cable connection
- May be placed up to 50ft away using 16AWG wire
- Suitable for damp locations



Remote Driver "A"



Remote Driver "B"

Remote Driver Specifications & Ordering Information

Ordering Code	Version	Input	Output	Dim ⁽³⁾	Driver Location					Lamp Units ⁽⁴⁾	
					Recessed IC	Recessed Non-IC	Surface	Cabinet	Under Cabinet	Fixed CCT	Warm Dim
IC-RD-DP-0101-EL-250-30	Remote Driver "A"	120-277VAC	250mA	0-10V - 1%	☑	☐	☑	☑	☑	☐	1 - 2
RD-DP-TE01-250	Remote Driver "B"	120VAC	250mA	ELV & Triac - 0.1%	consult factory					☐	1
NON-IC-RD-DP-010P-250-10	Remote Driver "A"	120-277VAC ⁽²⁾	250mA	0-10V, ELV & Triac - 1%	☐	☑	☑	☑	☑	☐	2
IC-RD-DP-0101-EL-350-30	Remote Driver "A"	120-277VAC	350mA	0-10V - 1%	☑	☐	☑	☑	☑	☐	1 - 5
NON-IC-RD-DP-010P-350-8	Remote Driver "A"	120-277VAC ⁽²⁾	350mA	0-10V, ELV & Triac - 1%	☐	☑	☑	☑	☑	☐	2
NON-IC-RD-DP-010P-350-11	Remote Driver "A"	120-277VAC ⁽²⁾	350mA	0-10V, ELV & Triac - 1%	☐	☑	☑	☑	☑	☐	3
NON-IC-RD-DP-010P-350-14	Remote Driver "A"	120-277VAC ⁽²⁾	350mA	0-10V, ELV & Triac - 1%	☐	☑	☑	☑	☑	☐	4
IC-RD-DP-0101-EL-500-30	Remote Driver "A"	120-277VAC	500mA	0-10V - 1%	☑	☐	☑	☑	☑	☐	1 - 5
IC-RD-DP-TE1-500-12	Remote Driver "A"	120VAC	500mA	ELV & Triac - 1%	☑	☐	☑	☑	☑	☐	2
IC-RD-DP-TE1-500-20	Remote Driver "A"	120VAC	500mA	ELV & Triac - 1%	☑	☐	☑	☑	☑	☐	4
NON-IC-RD-DP-010P-500-6	Remote Driver "A"	120-277VAC ⁽²⁾	500mA	0-10V, ELV & Triac - 1%	☐	☑	☑	☑	☑	☐	1
NON-IC-RD-DP-010P-500-16	Remote Driver "A"	120-277VAC ⁽²⁾	500mA	0-10V, ELV & Triac - 1%	☐	☑	☑	☑	☑	☐	3
NON-IC-RD-DP-010P-500-21	Remote Driver "A"	120-277VAC ⁽²⁾	500mA	0-10V, ELV & Triac - 1%	☐	☑	☑	☑	☑	☐	4

⁽²⁾ Dimming via ELV & Triac only compatible at 120VAC input

⁽³⁾ Consult the factory for dimmer compatibility

⁽⁴⁾ Minimum & maximum amount of compatible lamp units, multiple lamp units must be connected in series to a single driver

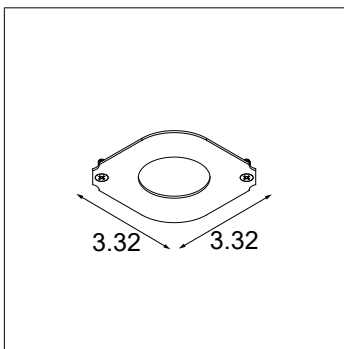
Accessories Specifications

Plaster Finish Plate

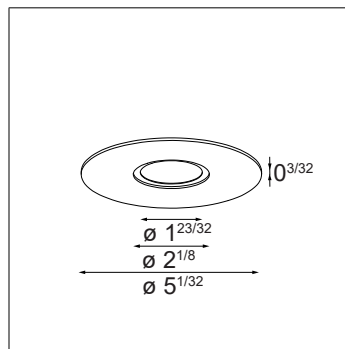
- Always included with the Tube
- An additional Plaster Plate can be ordered, to be delivered in advance

Backplate

- Optional
- Covers a 4"x4" octagonal junction box
- Material: stainless steel
- Finish: powder coat
- Thickness: 0.08"
- Weight: 0.7lbs



Plaster Plate Tube Suspended 1.9




Backplate Tube Suspended 1.9

Finish Information



Black Structure (BLS)
Powder Coat (Matte)



White Structure (WHS)
Powder Coat (Matte)

Ordering Information

PP	-	44	-	SMART-TSS-1.9-MINUDE
PP	Plaster Finish Plate	44	For 4"x4" octagonal junction box	SMART-TSS-1.9-MINUDE Tube Suspended 1.9

BP-C	-	44	-	SMART-TSS-1.9-MINUDE	-	
BP-C	Backplate Cover	44	For 4"x4" octagonal junction box	SMART-TSS-1.9-MINUDE	Tube Suspended 1.9	BLS Black Structure WHS White Structure

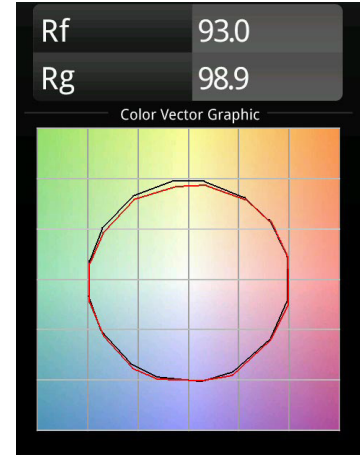
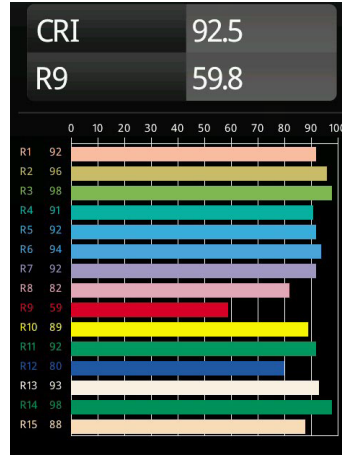
Smart Cake Tube Suspended 1.9

Performance Specifications (per lamp unit)

Lamp Unit	Fixed CCT	Warm Dim
Weight	0.25lbs	0.25lbs
Location	damp	damp
CRI*	92, R9: 60	97, R9: 95
Lifetime	L80 B20 @ 50.000 hrs	L80 B20 @ 50.000 hrs
UGR	see website	see website
<hr/>		
Electrical (typical)	Fixed CCT	Warm Dim
Drive Current (mA DC)	350 500	250
Forward Voltage (V)	8.5 8.8	17.0
LED Power (W)**	3.0 4.4	4.3

* CRI & TM-30 Value for 3000K

** Power figures exclude remote driver



For photometric files see website or contact factory.

Output Specifications (per lamp unit)

Reference Delivered Lumens	CCT	Optics	Drive Current	Finish
216 (ref. 3000K, MG M, 500mA, WHS)	2700K (0.87) 3000K (1.00) 3500K (0.92)	MG M (1.00)	350mA (0.74) 500mA (1.00)	BLS (0.90) WHS (1.00) GOMT (0.95)
118 (ref. 3000K-1800K, MG F, WHS)	3000K - 1800K (1.00)	MG F (1.00)	250mA (1.00)	BLS (0.81) WHS (1.00) GOMT (0.88)

Multipliers are indicated between brackets: ()

Example calculation, to determine typical output for 2700K, Microprismatic Glass, Medium, 350mA Black Structure: 216 x (0.87) x (1.00) x (0.74) x (0.90) = 125 lumens

Listings and Certifications

- Listed: cULus
- Damp locations



Warranty

- Visit <https://www.supermodular.com/en-us/warranty/>