



Smart Cake Tube Surface 3.2

Overview

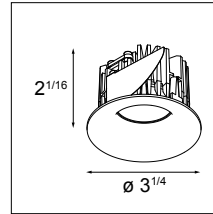


Try all three Smart designs, Kup, Lotis and Cake with the lovely shape of Smart Tube Surface. Combine a white or black structure cylinder, with designs in black and white structure, or gold finish.

With an outer diameter of 3.2" and an aperture of 3.2 inches (fixed version) or 2.3 inches (adjustable version), the Smart Cake 3.2 is compact yet powerful. Combined with a tube (cylinder) that is offered in 2 lengths and multiple finishes, the beautiful combinations are yours to discover.

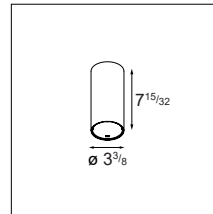
How to Specify (Example)

1. Select Lamp Module → Page 2



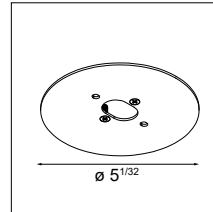
Example: **SMART-C-R-3.2-1X-30F-DP-DE-GOMT**
(Smart Cake Recessed 3.2 1x, 3000K, flood, damp rated, driver excluded, gold matte)

2. Select Tube Body & Driver → Page 3



Example: **SMARU-S-3.2-XL-1X-DP-010P-DI-500-WHS**
(Smart Tube Surface 3.2 X-Large, 1 lamp, damp rated, 0-10V / ELV, driver included, 500mA, white structure)

3. Select Optional Accessories → Page 4



Example: **BP-C-44-SMART-ST-3.2-XL-WHS**
(Backplate cover, 4x4 jbox, Smart Surface Tube 3.2, X-Large, white structure)

Example Order:

Qty.	Item
1	SMART-C-R-3.2-1X-30F-DP-DE-GOMT
1	SMARU-S-3.2-L-1X-DP-010P-DI-500-WHS
1	BP-C-44-SMART-ST-3.2-XL-WHS




Smart Cake Tube Surface 3.2

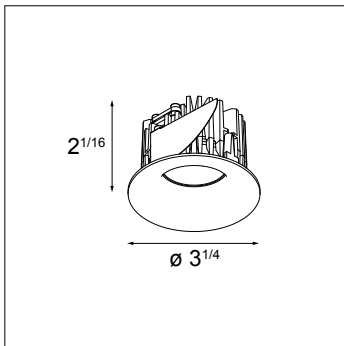
Lamp Specifications & Ordering Information

- Aperture: 3.2" (fixed version) / 2.3" (adjustable version)
- Adjustability: 0-25° (adjustable version only)
- Trim Material: Cast Aluminum
- Trim Finish: Powder Coat or Wet Paint*
- Must be combined with tube

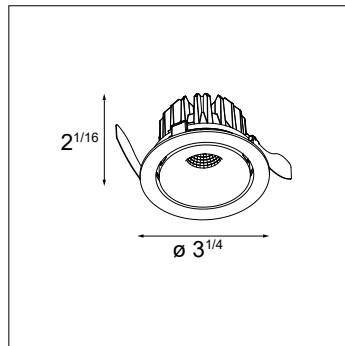
* Wet Paint is only used for the gold finish

Lamp Module Finish Options

		
White Structure (WHS) Powder Coat (Matte)	Black Structure (BLS) Powder Coat (Matte)	Gold (GOMT) Wet Paint (Matte)



Smart Cake Recessed 3.2



Smart Cake Recessed Adjustable 3.2

Ordering Information

SMART-C-R-3.2-1X

-

-

-

DP

-

DE

-

Smart Cake Recessed 3.2 1x	[blank]	No Glass ⁽¹⁾	27	2700K	S	Spot 17° ⁽¹⁾	DP	Damp Location	DE	Driver Excluded	WHS	White Structure
	MPG	Microprismatic Glass ⁽²⁾	30	3000K	M	Medium 22° ⁽¹⁾⁽²⁾					BLS	Black Structure
	FRG	Frosted Glass ⁽³⁾	35	3500K	F	Flood 40° ⁽¹⁾ /38° ⁽²⁾⁽³⁾					GOMT	Gold Matt

SMART-C-R-A-3.2-1X

-

-

-

DP

-

DE

-



Smart Cake Recessed Adjustable 3.2 1x	27	2700K	M	Medium 22°	DP	Damp Location	DE	Driver Excluded	WHS	White Structure
	30	3000K	F	Flood 40°					BLS	Black Structure
	35	3500K							GOMT	Gold Matt

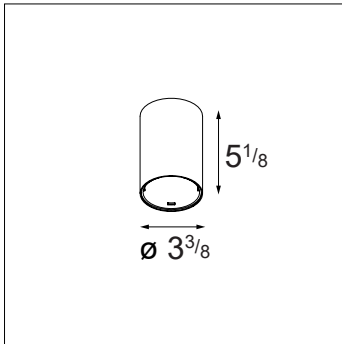
Smart Cake Tube Surface 3.2

Tube & Driver Specifications

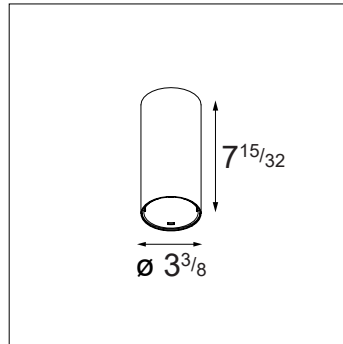
- Tube Material: Cast Aluminum
- Driver: Included in tube
- Included with tube: Plaster finish plate for 4x4 octagonal junction box
- Weight: 1.8lbs (Large version) / 2.7lbs (X-Large version)

Tube Finish Options

	
White Structure (WHS) Powder Coat (Matte)	Black Structure (BLS) Powder Coat (Matte)



Smart Tube Surface 3.2 Large



Smart Tube Surface 3.2 X-Large

Driver Specifications

DRIVER	OUTPUT CURRENT	INPUT VOLTAGE	DIMMING TYPE	TYPICAL DIMMING LEVEL**	CONNECTED LOAD (TYPICAL)
010P-500	500mA	120-277VAC, 120VAC*	0-10V, ELV & Triac	1%	10.5 W

* Dimming via ELV and Triac only compatible at 120VAC

** Consult the factory for dimmer compatibility

Box Ordering Information

		- DP -	- 010P -	- DI -	- 500 -	
SMARU-S-3.2-L-1X	Smart Tube Surface 3.2 Large, 1 lamp	DP Damp Rated	010P 0-10V/ELV/Triac	DI Driver Included	500 500mA	WHS White Structure
SMARU-S-3.2-XL-1X	Smart Tube Surface 3.2 X-Large, 1 lamp					BLS Black Structure

Smart Cake Tube Surface 3.2

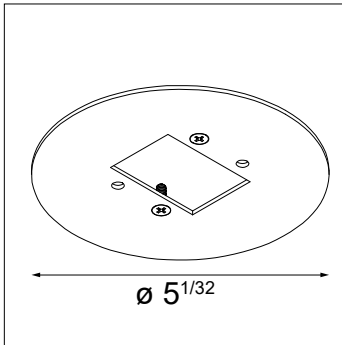
Accessories Specifications

- Accessories are optional (plaster plate comes standard*)
- Backplate / Cover Plate for covering a 4x4 octagonal electrical box or 3x2 electrical box
- Cover Plate Material: Stainless steel
- Cover Plate Finish: Powder Coat
- Plate Thickness: 0.08"
- Weight: 0.7lbs

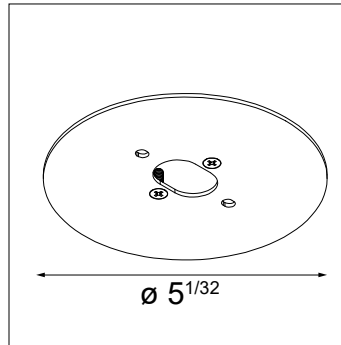
Plate Finish Options



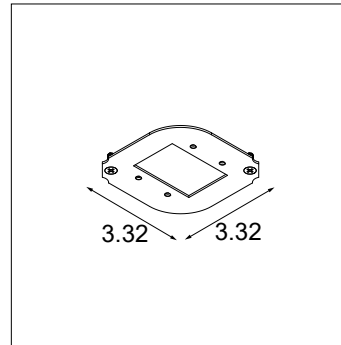
* An additional plaster plate can be ordered to be delivered in advance



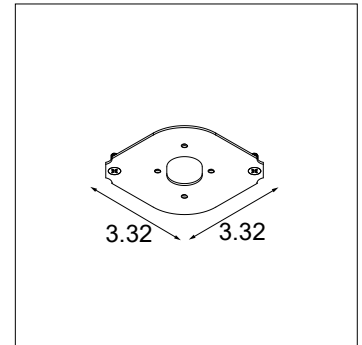
Backplate 4"x4"
Tube Surface 3.2 Large



Backplate 3"x2"/4"x4"
Tube Surface 3.2 X-large



Plaster Finish Plate for 4x4 octagonal junction box
for Tube Surface 3.2 Large



Plaster Finish Plate for 4x4 octagonal junction box
for Tube Surface 3.2 X-Large

Accessory Ordering Information

BP-C		-	SMART-ST-3.2		-		
Backplate Cover	44	4"x4" Junction Box	SMART-ST-3.2	Smart Tube Surface 3.2*	L	Tube Large*	WHS White Structure
	32	3"x2" Junction Box			XL	Tube X-large*	BLS Black Structure
PP		-	44	-	SMART-ST-3.2		-
Plaster Finish Plate for 4x4 octagonal junction box					L	Tube Large	
					XL	Tube X-large	

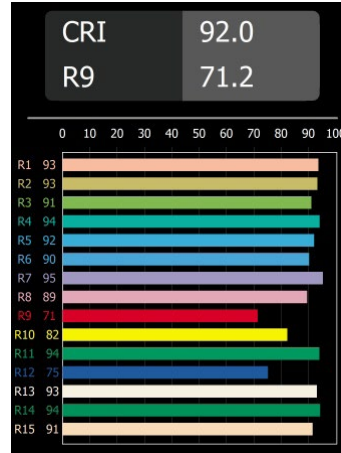
* Size of backplate must match size of tube (page 3)

Smart Cake Tube Surface 3.2

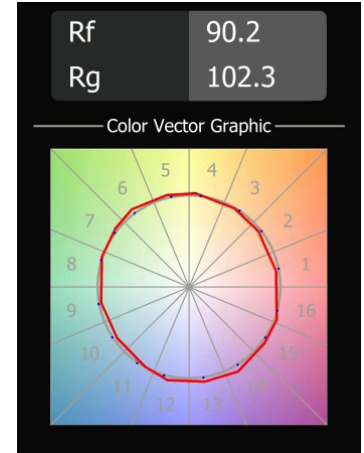
Performance Specifications (per lamp)

	Fixed	Adjustable
Weight	0.5lbs	0.6lbs
Adjustability	-	0-25°
Location	Damp	
CRI*	92, R9: 71	
Lifetime	L80 B20 @ 50,000 hrs	
UGR	see website	
Electrical (typical)	500mA	
Vf	14.4V	
Power	7.2W	

For photometric files see website or contact factory



*CRI & TM-30 Value for 3000K



Output Specifications

Reference: 3000K, 40deg (FL), 500mA, White
Values below are typical
() indicates multipliers

Fixed Lamp

Reference Delivered Lumens	CCT	Optics	Current	Finish
784	2700K (0.96) 3000K (1.0) 3500K (1.04)	S (1.03) M (1.02) F (1.0) MPG M (0.95) MPG F (0.89) FRG F (0.81)	500mA (1.0)	WHS (1.0) GOMT (0.93) BLS (0.86)

Adjustable Lamp

Reference Delivered Lumens	CCT	Optics	Current	Finish
601	2700K (0.95) 3000K (1.0) 3500K (1.03)	F (1.0) M (0.96)	500mA (1.0)	WHS (1.0) GOMT (0.93) BLS (0.82)

Example Calculation

To determine typical output for 2700K, Medium optic, 500mA in Gold:
601 x 0.95 x 0.96 x 1.0 x 0.93 = 510 lumen

Listings and Certifications

- Damp location listed
- cUL & UL listed

Warranty

Visit <https://www.supermodular.com/warranty>