



MODULAR
LIGHTING
INSTRUMENTS
— by MLI NA Corporation

Project

Type

Contact

Split Wall

Overview

Inquisitive lighting



Split is a wall-mounted up- and downlighter which consists of a single folded plate with a fine slit from which the light radiates. Split's asymmetrical design makes it ideal for areas that would benefit from atmospheric lighting, such as living rooms, bedrooms or hallways. Available with a white or black structure exterior and a white, black or gold interior which ensures a warm glow of light. A new, optional diffuser hiding the light source softens and levels the light, and gives the light beam a more uniform glow.

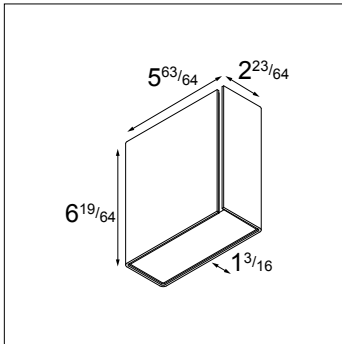


Lamp Specifications & Ordering Information

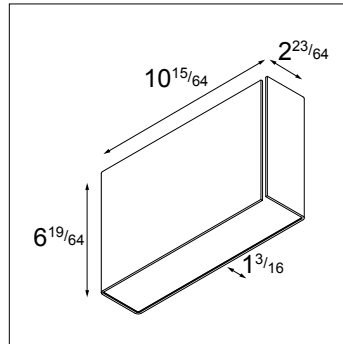
- Outer shell material: Steel
- Inner shell material: Aluminum
- Outer shell finish: Powder Coat
- Inner shell finish: Anodized
- Driver: Included in Body
- Included: Plaster finish plate for 4x4 octagonal junction box

Finish Information

	
White Structure (WHS) Powder Coat (Matte)	Black Structure (BLS) Powder Coat (Matte)



Split Medium



Split Large

Ordering Information

		-		DP		-		010P		-		DI		-	
SPLIT-W-UD-M-1X	Split Wall Up/Down Medium 1x	27	2700K	DP	Damp Location	010P	0-10V, ELV & Triac	DI	Driver Included	BLS-GOA	Black Exterior / Gold Int.				
SPLIT-W-UD-L-1X	Split Wall Up/Down Large 1x	30	3000K							BLS-WHS	Black Exterior / White Int.				
		35	3500K							WHS-BLMT	White Exterior / Black Int.				
										WHS-GOA	White Exterior / Gold Int.				

Driver Specifications

DRIVER	INPUT VOLTAGE	DIMMING TYPE	TYPICAL DIMMING LEVEL**	CONNECTED LOAD (TYPICAL)
010P	120-277VAC, 120VAC*	0-10V, ELV & Triac	1%	14.5 W

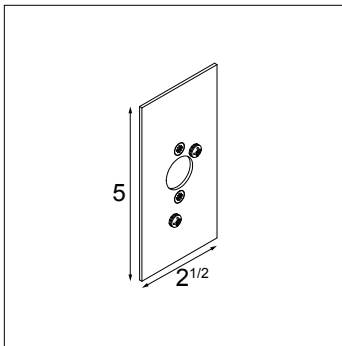
* Dimming via ELV and Triac only compatible at 120VAC

** Consult the factory for dimmer compatibility

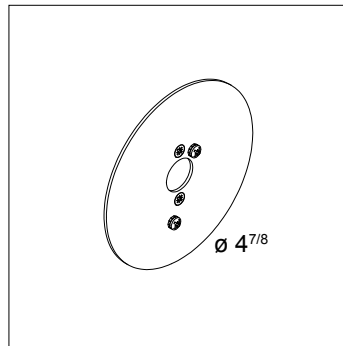
Optional Accessories Specifications

- Accessories are optional (plaster plate comes standard)
- Backplate / Cover Plate provides a cUL listed option for covering a 4x4 octagonal or 3x2 electrical box
- Cover Plate Material: Steel
- Mask Finish: Powder Coat
- Plate Thickness: 0.08"
- Weight: 0.5lbs (3x2 version)
0.7lbs (4x4 version)

Plate Finish Options



Cover Plate 3x2



Cover Plate 4x4

Accessory Ordering Information

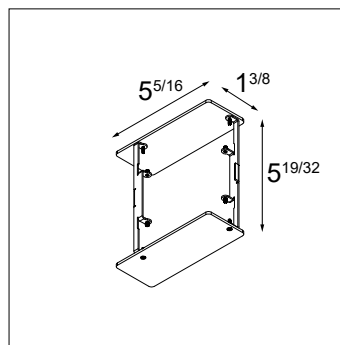
BP-C		-	DUELL-SPLIT-TRAPZ		-
Backplate Cover	44	4"x4" Junction Box		WHS	White Structure
	32	3"x2" Junction Box		BLS	Black Structure

Optional Optics Specifications

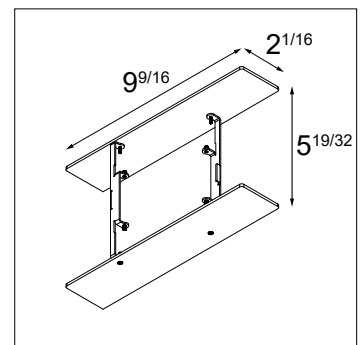
- Lens can be added before or after installation
- Lens kit reduces light output by approximately 14%
- Ships as a set (top and bottom)
- Lens material: Acrylic
- Weight: 0.2lbs (Medium version)
0.3lbs (Large version)

Optical Accessory Ordering Information

O		-	FL		-
O	Optical		FL	Frosted Lens	
			SPLIT-M	Medium	
			SPLIT-L	Large	



Diffuser Lens Set - Medium



Diffuser Lens Set - Large



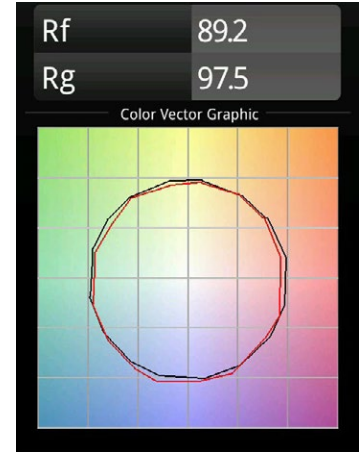
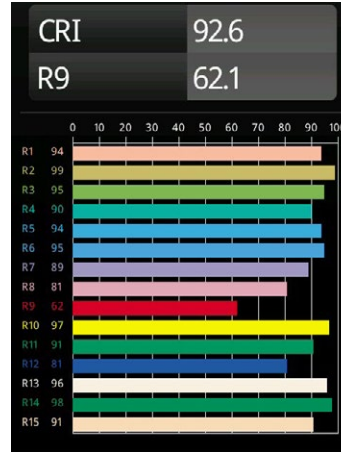
MODULAR
LIGHTING
INSTRUMENTS
— by MLI NA Corporation

Split Wall

Performance Specifications (per lamp module)

Weight	2.6lbs (Medium version) 4.1lbs (Large version)
Location	Damp
CRI*	92, R9: 62
Lifetime	L80 B20 @ 50.000 hrs
UGR	see website

For photometric files see website or contact factory



Output Specifications

Reference: 3000K, Black - White
Delivered Lumens is total (50% up + 50% down)
() indicates multipliers

Size	Reference Delivered Lumens	CCT	Finish
Medium	971lm	2700K (0.72) 3000K (1.0) 3500K (1.04)	WHS-GOA (0.75) WHS-BLMT (0.63) BLS-WHS (1.0) BLS-GOA (0.75)
Large	1017lm	2700K (0.74) 3000K (1.0) 3500K (1.04)	WHS-GOA (0.77) WHS-BLMT (0.67) BLS-WHS (1.0) BLS-GOA (0.77)

Example Calculation
To determine typical output for Medium, 2700K, Black - Gold:
 $971 \times 0.72 \times 0.75 = 524$ lumen

Listings and Certifications

- Damp location listed
- cUL & UL listed
- ADA Compliant

Warranty

Visit <https://www.supermodular.com/warranty>