

Smart Kup Tube Suspended 3.2

Overview

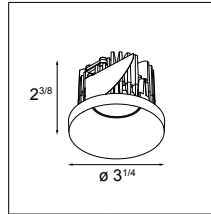


Smart Kup is one of the 3 forms of the Smart family. The cone of the Smart Kup ends in a fine trim. A trim particular Modular. The same subtle trim is used in several other Modular luminaires.

With an outer diameter of 3.2" and an aperture of 3.1 inches (fixed version) or 2.3 inches (adjustable version), the Smart Kup 3.2 is compact yet powerful. Combined with a suspended tube (cylinder) that has multiple finishes, the beautiful combinations are yours to discover.

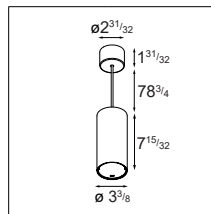
How to Specify (example)

1. Select Lamp Unit → Page 2



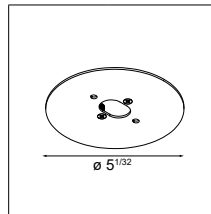
Example: **SMART-K-R-3.2-1X-MG-30F-DP-DE-GOMT**
Smart Kup 3.2, fix version, microprismatic glass, 3000K, flood, damp rated, gold

2. Select Tube → Page 3



Example: **SMARU-SP-3.2-XL-1X-DP-LE/TE-DI-500-WHS**
Tube Suspended 3.2 XL, damp rated, ELV & Triac driver included, 500mA, white structure

3. Select Optional Accessories → Page 4



Example: **BP-C-44-SMART-TSS-3.2-XL-WHS**
Backplate Cover, for 4"x4" octagonal junction box, Tube Suspended 3.2 XL, white structure

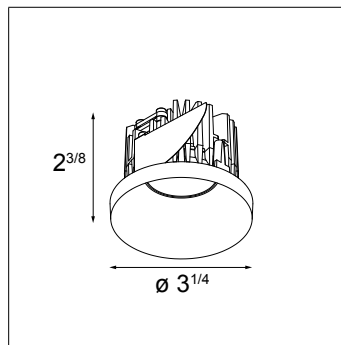
Example order:

Quantity	Item
1	SMART-K-R-3.2-1X-MG-30F-DP-DE-GOMT
1	SMARU-SP-3.2-XL-1X-DP-LE/TE-DI-500-WHS
1	BP-C-44-SMART-TSS-3.2-XL-WHS

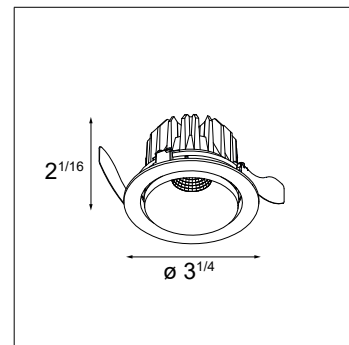
Smart Kup Tube Suspended 3.2

Lamp Specifications

- Aperture: 3.1" (fix version), 2.3" (adjustable version)
- Adjustability: 0-25° (adjustable version only)
- Trim material: cast aluminum
- Trim finish: powder coat or wet paint
- Must be combined with Tube



Smart Kup 3.2 (fix version)




Smart Kup Adjustable 3.2 (adjustable version)

Finish Information



Black Structure (BLS)
Powder Coat (Matte)



White Structure (WHS)
Powder Coat (Matte)



Gold (GOMT)
Wet Paint (Matte)




Black (BLBR)
Wet Paint (Brushed)



Bronze (BRBR)
Wet Paint (Brushed)



Champagne (CHBR)
Wet Paint (Brushed)



Silver Bronze (SBBR)
Wet Paint (Brushed)

Ordering Information

SMART-K-R-3.2-1X		-		-		-	DP	-	DE	-				
SMART-K-R-3.2-1X	Smart Kup 3.2 (fix version)	MG	Microprismatic Glass	27	2700K	F	Flood (41°) ⁽²⁾	DP	Damp Location		BLS	Black Structure		
		FG	Frosted Glass ⁽¹⁾	30	3000K	M	Medium (23°)				S	Spot (TBD°) ⁽¹⁾	WHS	White Structure
													GOMT	Gold Matte
													BLBR	Black Brushed
									BRBR	Bronze Brushed				
									CHBR	Champagne Brushed				
									SBBR	Silver Bronze Brushed				

SMART-K-R-A-3.2-1X		-		-		-	DP	-	DE	-		
SMART-K-R-A-3.2-1X	Smart Kup Adjustable 3.2 (adjustable version) ⁽³⁾			27	2700K	F	Flood (40°)	DP	Damp Location		BLS	Black Structure
				30	3000K	M	Medium (22°)				WHS	White Structure
				35	3500K						GOMT	Gold Matte

⁽¹⁾ Frosted Glass can only be combined with a Flood beam angle

⁽²⁾ Frosted Glass version: 38°

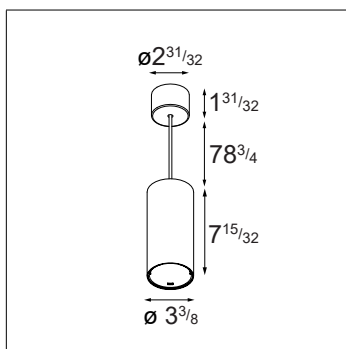
⁽³⁾ Adjustable version is always provided without a Glass

⁽⁷⁾ Available soon

Smart Kup Tube Suspended 3.2

Tube Specifications

- Tube material: cast aluminum
- Tube finish: powder coat
- Canopy material: aluminum
- Canopy finish: powder coat (color matches the color of the tube)
- Cable finish: woven fabric
- Cable color: black
- Cable diameter: 0.3"
- Cable length is field adjustable
- Driver: included in the tube
- Suitable for 1 lamp unit
- Included: plaster finish plate for installation with a 4"x4" octagonal junction box
- Can optionally be combined with Backplate to cover the junction box
- Weight: 3.8lbs




Tube Suspended 3.2 XL 1X

Finish Information



Black Structure (BLS)
Powder Coat (Matte)



White Structure (WHS)
Powder Coat (Matte)

Tube Specifications & Ordering Information

Ordering Code	Version	Finish	Input	Output	Dim ⁽⁴⁾	Connected Load
SMARU-SP-3.2-XL-1X-DP-LE/TE-DI-500-BLS	Tube Suspended 3.2 XL 1X	Black Structure	120VAC	500mA DC	ELV & Triac - 1%	10.5W
SMARU-SP-3.2-XL-1X-DP-LE/TE-DI-500-WHS	Tube Suspended 3.2 XL 1X	White Structure	120VAC	500mA DC	ELV & Triac - 1%	10.5W

⁽⁴⁾ Consult the factory for dimmer compatibility

Smart Kup Tube Suspended 3.2

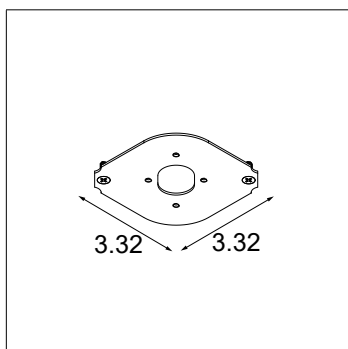
Accessories Specifications

Plaster Finish Plate

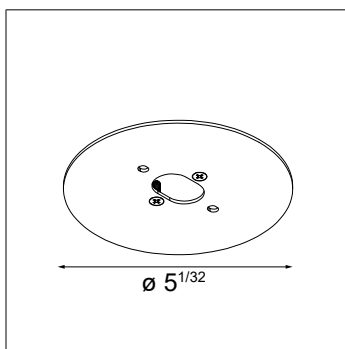
- Always included with the Tube
- An additional Plaster Plate can be ordered, to be delivered in advance

Backplate

- Optional
- Covers a 4"x4" octagonal or 3"x2" junction box
- Material: stainless steel
- Finish: powder coat
- Thickness: 0.08"
- Weight: 0.7lbs



Plaster Plate Tube Suspended 3.2 XL




Backplate Tube Suspended 3.2 XL

Finish Information



Black Structure (BLS)
Powder Coat (Matte)



White Structure (WHS)
Powder Coat (Matte)

Ordering Information

PP	-	44	-	SMART-TSS-3.2-4.5
-----------	---	-----------	---	--------------------------

PP Plaster Finish Plate | **44** For 4"x4" octagonal junction box | **SMART-TSS-3.2-4.5** Tube Suspended 3.2 XL

BP-C	-		-	SMART-TSS-3.2-XL	-	
-------------	---	--	---	-------------------------	---	--

BP-C Backplate Cover	44 For 4"x4" octagonal junction box	SMART-TSS-3.2-XL Tube Suspended 3.2 XL	BLS Black Structure
	32 For 3"x2" junction box		WHS White Structure

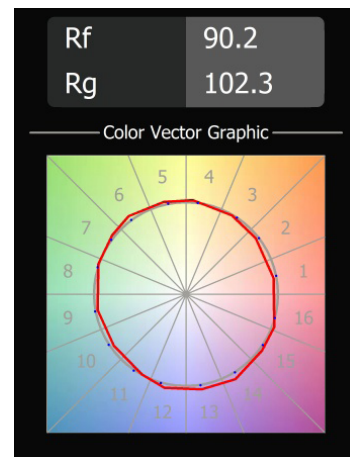
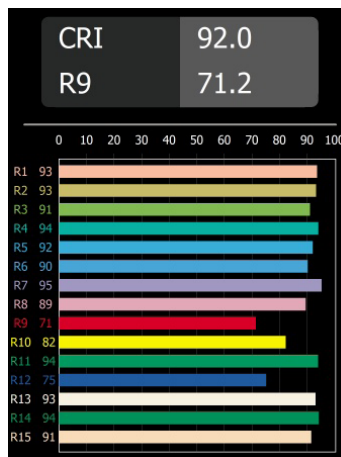
Smart Kup Tube Suspended 3.2

Performance Specifications (per lamp unit)

Lamp Unit	Fix	Adjustable
Weight	0.79lbs	0.89lbs
Adjustability	-	0-25°
Location	damp	damp
CRI*	92, R9: 71	92, R9: 71
Lifetime	L80 B20 @ 50,000 hrs	L80 B20 @ 50,000 hrs
UGR	see website	see website

Electrical (typical)	Fix	Adjustable
Drive Current (mA DC)	500	500
Forward Voltage (V)	14.4	14.4
LED Power (W)	7.2	7.2

* CRI & TM-30 Value for 3000K



For photometric files see website or contact factory.

Output Specifications (per lamp unit)

Reference Delivered Lumens	CCT	Optics	Drive Current	Finish
Fix				
767 (ref. 3000K, MG F, 500mA WHS)	2700K (0.96) 3000K (1.00) 3500K (1.03)	MG F (1.00) MG M (1.05) MG S (TBD) FG F (0.88)	500mA (1.00)	BLS (0.90) WHS (1.00) GOMT (0.94) BLBR (0.89) BRBR (0.90) CHBR (0.94) SBBR (0.95)
Adjustable				
686 (ref. 3000K, F, 500mA, WHS)	2700K (0.95) 3000K (1.00) 3500K (1.03)	F (1.00) M (1.05)	500mA (1.00)	BLS (0.99) WHS (1.00) GOMT (1.04)

Multipliers are indicated between brackets: ()

Example calculation, to determine typical output for Fix version, 2700K, Microprismatic Glass, Medium, 500mA Black Structure: $767 \times (0.96) \times (1.05) \times (1.00) \times (0.90) = 695$ lumens

Listings and Certifications

- Listed: cULus
- Damp locations



Warranty

- Visit <https://www.supermodular.com/en-us/warranty/>