
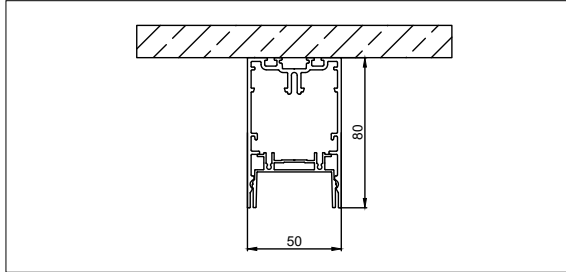


| |
|----------|
| Date |
| Customer |
| Project |
| Type |

SLD50 Naked Surface

With SLD50 Naked you can think up your own configuration: different outer and inner profiles in various colour combinations, 5 mounting possibilities, naked linear LED tubes that come in 3 different lengths and the option to add accent lights, in the form of our Eyeball luminaires. The warm colour options (bronze, silver bronze, gold and champagne) make sure these luminaires are ideal to be used in residential or hospitality settings.





Base Profile

| | |
|---|---|
| Dimensions | 80mm x 50mm (h x w) |
| Base thickness | 1.5mm |
| Mounting | Ceiling |
| Indoor/Outdoor | Indoor |
| Finish (RAL finish available on request) | Anodised: aluminium Brushed anodised: bronze, champagne, silver bronze Fine structured scratch resistant powder coating: black, white |
| IP rating | IP20 |
| Glow Wire Test | 960° |
| CRI | 90+ |
| Warranty | 5 years |

Profile Cover

| | |
|--------|--|
| Finish | Anodised: gold Brushed anodised: bronze, champagne, silver bronze Fine structured scratch resistant powder coating: black, white |
|--------|--|

Lighting Modules

Linear Lighting module


| | |
|--------------------|-----------------------------------|
| LED type | Medium power LED line |
| Colour temperature | 2700K, 3000K, 4000K |
| Dimming | Non-dimmable, 1-10V, Dali/Pushdim |

Spot Lighting module

| | |
|--------------------|------------------------------------|
| LED type | LED Array |
| Adjustability | h 360° v -30°/+30° |
| Beam angle | Medium (25°) |
| Colour temperature | 2700K, 3000K |
| Dimming | Trailing edge, 1-10V/Pushdim, Dali |

Finish Information


(RAL finish available on request)



aluminium
(anodised)




gold
(anodised)



bronze
(brushed anodised)




champagne
(brushed anodised)



silver bronze
(brushed anodised)

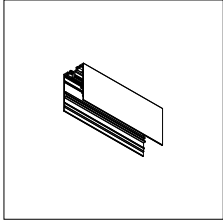


black structure
(powder coating)



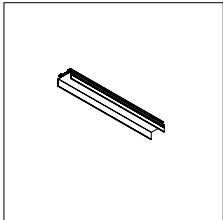
white structure
(powder coating)

Base Profile



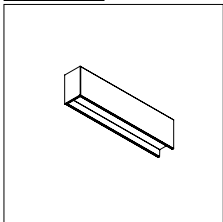
- 93560005** SLD50 PROFILE ALU/M
- 93560118** SLD50 PROFILE ANO BRONZE/M
- 93560041** SLD50 PROFILE CHAMPAGNE/M
- 93560106** SLD50 PROFILE ANO SILVER BRONZE/M
- 93560032** SLD50 PROFILE BLACK STRUC/M
- 93560009** SLD50 PROFILE WHITE STRUC/M

Profile Cover

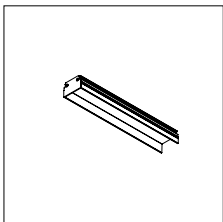


- 93580018** SLD50 NAKED INNER PROFILE ANO BRONZE/M
- 93580041** SLD50 NAKED INNER PROFILE CHAMPAGNE/M
- 93580046** SLD50 NAKED INNER PROFILE GOLD/M
- 93580006** SLD50 NAKED INNER PROFILE ANO SILVER BRONZE/M
- 93580032** SLD50 NAKED INNER PROFILE BLACK STRUC/M
- 93580009** SLD50 NAKED INNER PROFILE WHITE STRUC/M

Endplate

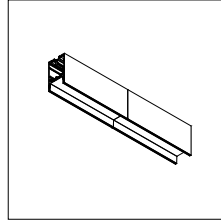


- 93580118** SLD50 NAKED ENDPLATE ANO BRONZE
- 93580141** SLD50 NAKED ENDPLATE CHAMPAGNE
- 93580106** SLD50 NAKED ENDPLATE ANO SILVER BRONZE
- 93580132** SLD50 NAKED ENDPLATE BLACK STRUC
- 93580109** SLD50 NAKED ENDPLATE WHITE STRUC

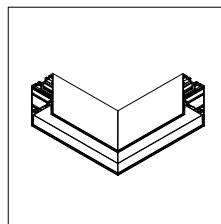


- 93580318** SLD50 NAKED INNER PROFILE ENDPLATE ANO BRONZE
- 93580341** SLD50 NAKED INNER PROFILE ENDPLATE CHAMPAGNE
- 93580346** SLD50 NAKED INNER PROFILE ENDPLATE GOLD
- 93580306** SLD50 NAKED INNER PROFILE ENDPLATE ANO SILVER BRONZE
- 93580332** SLD50 NAKED INNER PROFILE ENDPLATE BLACK STRUC
- 93580309** SLD50 NAKED INNER PROFILE ENDPLATE WHITE STRUC

Connection

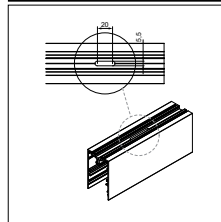


- 93560052** SLD50 CONNECTION 180° 3-5P
- 93560058** SLD50 CONNECTION 180° 6-9P



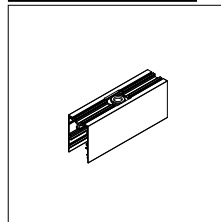
- 93560053** SLD50 CONNECTION 90° 3-5P
- 93560059** SLD50 CONNECTION 90° 6-9P

Fixation / Mounting



- 93560162** SLD50 SURFACE FIXATION HOLE

Electrical Supply




- 93560054** SLD50 HOLE FOR POWER SUPPLY 3-5P
- 93560055** SLD50 HOLE FOR POWER SUPPLY 6-9P

Supplements

- 93002000** SUPPL. EXTRA CIRCUIT /M (2 STANDARD)

SLD50 Naked Surface



Linear LED Naked

| Lamp type | MED POWER LED - diffuser included | | | |
|------------------|-----------------------------------|--------|--------|--------|
| | | 930mm | 1230mm | 1530mm |
| Delivered lumens | 2700K | 1067lm | 1423lm | 1779lm |
| | 3000K | 1090lm | 1454lm | 1818lm |
| Connected load | 2700K | 20W | 26W | 31W |
| | 3000K | 20W | 26W | 31W |
| Efficacy | 2700K | 53lm/W | 55lm/W | 57lm/W |
| | 3000K | 55lm/W | 56lm/W | 59lm/W |
| UGR | 23 | | | |
| Binning | 3SDCM | | | |
| Lifetime | L80 B10 @50000hrs. | | | |

| | 2700K | 3000K | Module length (mm) |
|----|----------|----------|--------------------|
| 1x | 93580401 | 93580404 | 930 |
| 1x | 93580402 | 93580405 | 1230 |
| 1x | 93580403 | 93580406 | 1530 |

Linear LED+ Naked

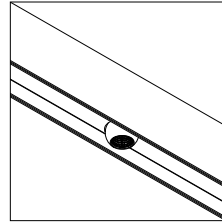
| Lamp type | MED POWER LED - diffuser included | | | |
|------------------|-----------------------------------|--------|--------|--------|
| | | 930mm | 1230mm | 1530mm |
| Delivered lumens | 2700K | 1896lm | 2527lm | 3159lm |
| | 3000K | 2010lm | 2680lm | 3350lm |
| | 4000K | 2110lm | 2813lm | 3516lm |
| Connected load | 2700K | 25W | 34W | 43W |
| | 3000K | 25W | 34W | 43W |
| | 4000K | 25W | 34W | 43W |
| Efficacy | 2700K | 76lm/W | 74lm/W | 73lm/W |
| | 3000K | 80lm/W | 79lm/W | 78lm/W |
| | 4000K | 84lm/W | 83lm/W | 82lm/W |
| UGR | 25 | | | |
| Binning | 3SDCM | | | |
| Lifetime | L80 B10 @50000hrs. | | | |

| | 2700K | 3000K | 4000K | Module length (mm) |
|----|----------|----------|----------|--------------------|
| 1x | 93580407 | 93580410 | 93580413 | 930 |
| 1x | 93580408 | 93580411 | 93580414 | 1230 |
| 1x | 93580409 | 93580412 | 93580415 | 1530 |

DRIVERS

| | |
|----------|----------------------------------|
| 93009520 | LED DRIVER 24V 60W |
| 96009520 | LED DRIVER 24V 60W 1-10V |
| 98009520 | LED DRIVER 24V 100W DALI/PUSHDIM |

SLD50 Naked Surface



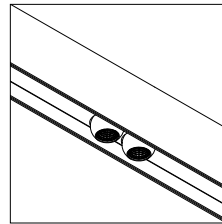
| | |
|---------------|---------|
| TRAILING EDGE | -3----- |
| 1-10V/PUSHDIM | -6----- |
| DALI | -8----- |

Eyeball 1x

| | |
|------------------|--------------------------------|
| Lamp type | 1x LED ARRAY |
| Beam angle | 25° |
| Adjustability | h 360° v -30°/+30° |
| Delivered lumens | 622lm (2700K) 622lm (3000K) |
| Connected load* | 7.5W |
| Binning | 3SDCM |
| Lifetime | L80 B20 @50000hrs. |

| | 2700K | 3000K | Module length (mm) |
|-------------|----------|----------|--------------------|
| black struc | 9X580532 | 9X580632 | 275 |
| white struc | 9X580509 | 9X580609 | 275 |

* values for 25° white struc @3000K - driver incl.



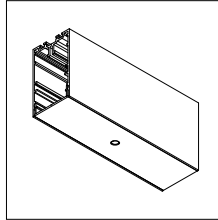
| | |
|---------------|---------|
| TRAILING EDGE | -3----- |
| 1-10V/PUSHDIM | -6----- |
| DALI | -8----- |

Eyeball 2x

| | |
|------------------|--------------------------------|
| Lamp type | 2x LED ARRAY |
| Beam angle | 25° |
| Adjustability | h 360° v -30°/+30° |
| Delivered lumens | 622lm (2700K) 622lm (3000K) |
| Connected load* | 15W |
| Binning | 3SDCM |
| Lifetime | L80 B20 @50000hrs. |

| | 2700K | 3000K | Module length (mm) |
|-------------|----------|----------|--------------------|
| black struc | 9X580732 | 9X580832 | 450 |
| white struc | 9X580709 | 9X580809 | 450 |

* values for 25° white struc @3000K - driver incl.



Modupoint system

| | |
|--------------|--|
| Combine with | Marbulito Jack |
| | Medard Jack |
| | Minude Jack |
| | Marbulito Jack Suspended |
| | Minude Jack Suspended |
| Remark | Modupoint LED stick required Order LED driver separately Only in combination with 'cover' Max. 3 modupoints per meter |

| | |
|----------|--|
| 93581000 | SLD50 naked Modupoint LED DE for 1x jack |
|----------|--|

| DRIVERS | | Module length |
|----------|---|---------------|
| 93009500 | LED gear 350mA 10W Tre dim for jack warm dim | 102mm |
| 93009501 | LED gear 500mA 10W Tre dim for jack | 102mm |
| 96009500 | LED gear 350mA 18W 1-10V/push dim for jack warm dim | 220mm |
| 96009501 | LED gear 500mA 26W 1-10V/push dim for jack | 220mm |
| 98009500 | LED gear 350mA 18W dali for jack warm dim | 220mm |
| 98009501 | LED gear 500mA 26W dali for jack | 220mm |