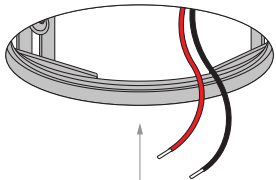


Hollow Recessed Trimless Adjustable 4.5 DE

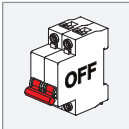
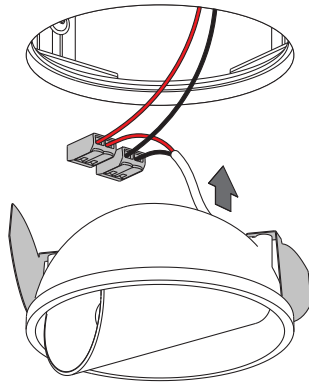
US\_121700XX\_US\_121701XX\_US\_121702XX

1

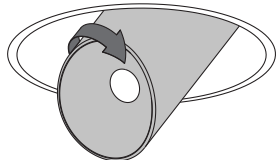
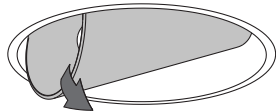
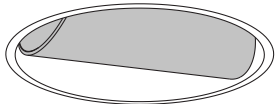
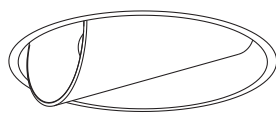


RECESSED RING Ø5.7  
(SEE INDIVIDUAL INSTRUCTION)

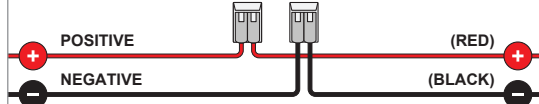
2



3



ELECTRICAL CONNECTION



INPUT: MAXIMUM 500mA DC

ELECTRICAL RATINGS

Drive Current (mA)	Forward Voltage		Power (W)
	min (Vf)	max (Vf)	
350	14.8	18.0	5.7
500	15.2	18.6	8.5

Always respect polarity.  
Not suitable for connection to mains (line) voltage.  
Multiple luminaires must be connected in series to a single driver.

INSTALLATION INSTRUCTION (LUMINAIRE)

- Read all instructions.
- Save these instructions.

BASIC SAFETY PRECAUTIONS

- Suitable for damp locations.
- Use only with Class 2 power unit.

MOUNTING

- Recessed - type IC

MUST BE COMBINED WITH (NOT INCLUDED)

- Recessed ring Ø5.7

LIGHT SOURCE - DO NOT TOUCH LED

Touching the LED can result in permanent damage of the light source. The light source and/or driver contained in this luminaire shall only be replaced by the manufacturer or his service agent or a similar qualified person.

PREVENTING ELECTROSTATIC DAMAGE

A discharge of static electricity may damage sensitive components. Therefore do not touch the LED nor the stripped parts of the wires with bare hands. Always be properly insulated by using ESD gloves.

POWER SUPPLIES & ACCESSORIES

For latest version of all available power supplies and accessories, check [www.supermodular.com](http://www.supermodular.com) or connect with your sales contact.

