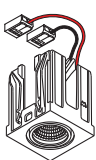
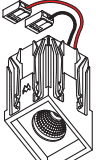


Qbini LED DE

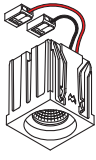
US_114700XX_US_114701XX_US_114703XX_US_114704XX_US_114708XX_US_114709XX_US_114710XX_US_114711XX_US_114712XX_US_114713XX_US_114714XX_US_114715XX_US_114717XX_US_114718XX_US_114719XX_US_14101XXX_US_14102XXX_US_14105XXX_US_14111XXX_US_14112XXX_US_14115XXX_US_14121XXX_US_14122XXX_US_14125XXX_US_14131XXX_US_14132XXX_US_14135XXX_US_14141XXX_US_14142XXX_US_14145XXX_US_14151XXX_US_14152XXX_US_14155XXX_US_141600XX_US_141601XX_US_141602XX_US_141604XX_US_141605XX_US_141609XX_US_141610XX_US_141611XX_US_141612XX_US_141613XX_US_141614XX_US_141615XX_US_141616XX_US_141617XX_US_141618XX



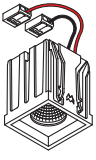
QBINI ADJUSTABLE



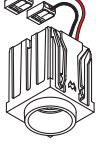
QBINI ASY




QBINI ROUND IN




QBINI SQUARE IN



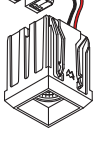
QBINI ROUND OUT



QBINI SQUARE OUT



QBINI ROUND TAPERED

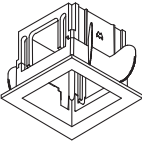


QBINI SQUARE TAPERED

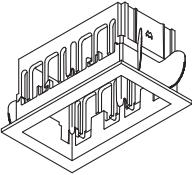
ELECTRICAL RATINGS			
Current (mA)	Forward Voltage		Power (W)
	min (Vf)	max (Vf)	
350	7,5	9,5	3,0
500	7,8	9,8	4,4
FOR SERIAL CONNECTION, RESPECT POLARITY.			
⊕ RED		⊖ BLACK	
NOT SUITED FOR CONNECTION TO MAINS VOLTAGE. COMBINE WITH MODULAR LIGHTING INSTRUMENTS LED DRIVER.			

MUST BE COMBINED WITH

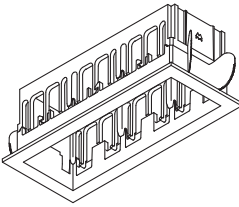
(NOT INCLUDED)



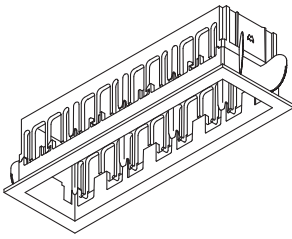
QBINI FRAME 1X



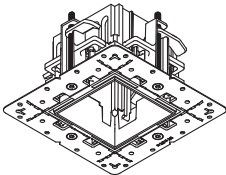
QBINI FRAME 2X



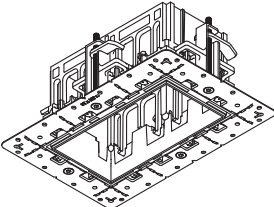
QBINI FRAME 3X



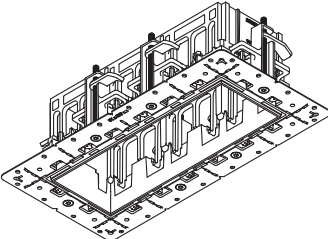
QBINI FRAME 4X



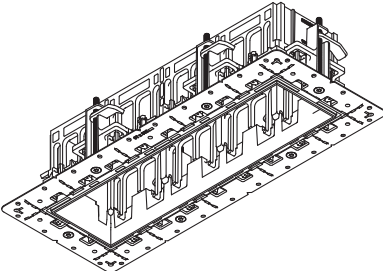
QBINI TRIMLESS FRAME 1X



QBINI TRIMLESS FRAME 2X




QBINI TRIMLESS FRAME 3X



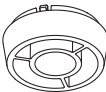
QBINI TRIMLESS FRAME 4X

CAN BE COMBINED WITH


(OPTIONAL - NOT INCLUDED)



CROSSBLADE Ø1.0



HONEYCOMB Ø1.0




SNOOT Ø1.0

LED LUMINAIRE LIGHT ENGINE

- Read all instructions.
- Save these instructions.


BASIC SAFETY PRECAUTIONS

- Suitable for damp locations.



PREVENTING ELECTROSTATIC DAMAGE

A discharge of static electricity may damage sensitive components. Always be properly grounded when touching leads or circuitry inside the luminaire. Use a wrist strap connected by a ground cord to the housing. Avoid touching the light sources with bare hands.



LIGHT SOURCE - DO NOT TOUCH LED

Touching the LED can result in permanent damage of the light source. The light source contained in this luminaire shall only be replaced by the manufacturer or his service agent or a similar qualified person.

POWER SUPPLIES & ACCESSORIES

For latest version of all power supplies and available accessories check www.supermodular.us or connect with your sales contact.